


# Contributions

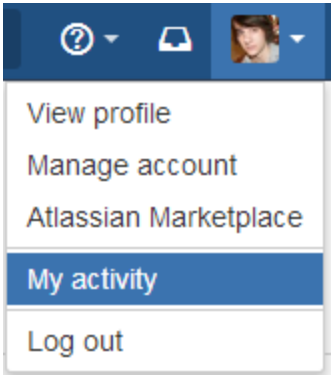
 This feature is available only under a commercial or evaluation license.

The **Contributions** tab is located in the Stash user profile. There you can see personal contribution activity of a single contributor over the last year/month/week. It has **Contributor Calendar** and **Contribution Activity Stream**. Here by *contribution* we understand the sum of:

- commits in all repositories and branches made by a user,
- pull requests created by a user.

## Viewing Your Personal Statistics

To see your personal statistics, select **My Activity** from the menu in the upper-right corner of the Stash window.

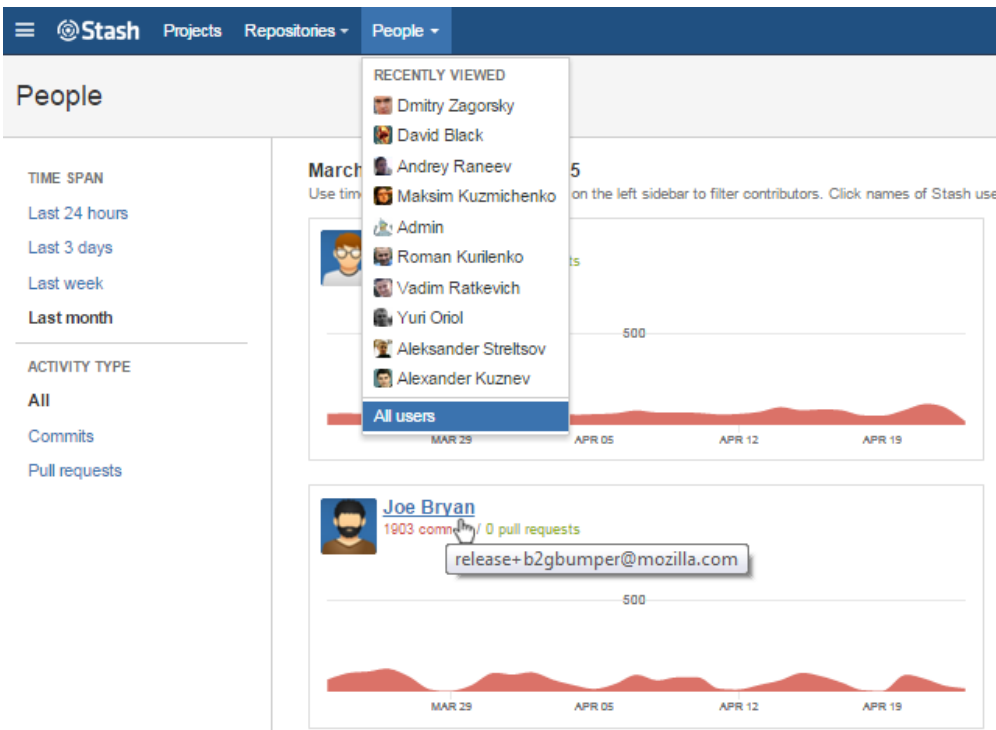


## Viewing Others' Statistics

To see the statistics of another contributor, navigate to the Contributions tab of his/her Stash user profile. You can do that in several ways:

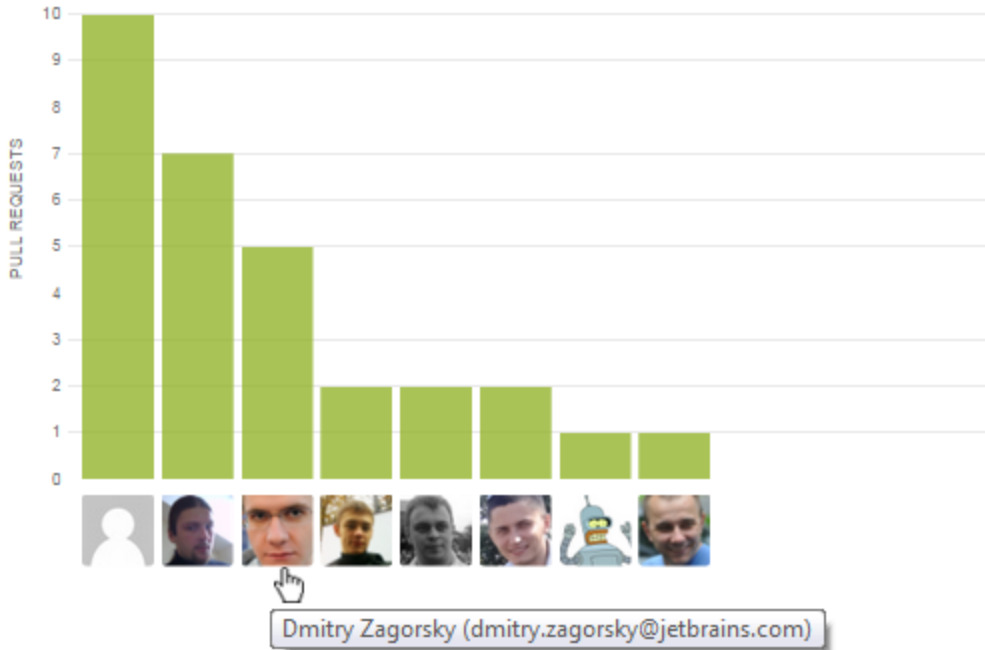
### Via the **People** drop-down menu

Select one of the names on the recently viewed list or locate the needed contributor on the People page and click his name.



### Via the **Activity** tab in the repository

Click a corresponding Stash user icon below the commits and pull requests charts or click the name of a contributor in the activity stream.



### Via the **Contributors** tab in the repository

Go down to the Contributors list and click the name of a contributor.



Contributors, who are not Stash users, don't have Stash profiles. So there's no Contributions statistics for them.

For a commit to be displayed by Awesome Graphs, the user's emails specified in Git and Stash account should match. If this is not the case, you can [use aliases](#) in the user profile settings.

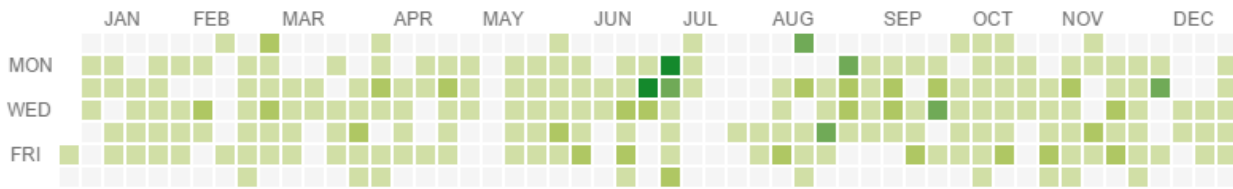
### Contributors Calendar and Contribution Activity Stream

In the **Contributor Calendar** section, you can see the calendar that comprises all days over the last year up to the current date.

December 27, 2013 - December 27, 2014

Last year ▾

To select a time span, click the first day and drag to the last day.



1390 Total

Contributions for a Year  
December 27 2013 - December 27 2014

13 days

Longest Streak  
October 05 2014 - October 17 2014

0 days

Current Streak  
Never

By default, Awesome Graphs filters and displays contributor's commits and pull requests for the last year. So when you go to *Contributions*, you can see Contribution Calendar and Contribution Activity Stream for the last year right away.

Contributor Calendar shows you the Start and End dates of the current time span.



Andrey Breslav

abreslav

andrey.breslav@jetbrains.com

Repositories Contributions

December 30, 2013 - December 25, 2014

Current Time Span

To select a time span, click the first day and drag to the last day.

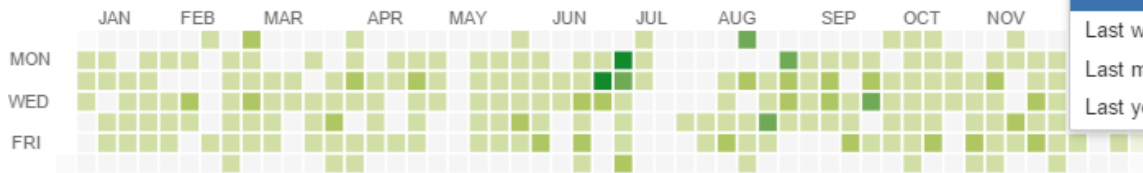
Manual ▾

Last day

Last week

Last month

Last year



1390 Total

Contributions for a Year  
December 28 2013 - December 28 2014

13 days

Longest Streak  
October 05 2014 - October 17 2014

0 days

Current Streak  
Never

Activity

By default, contributor's activity for the last year is displayed



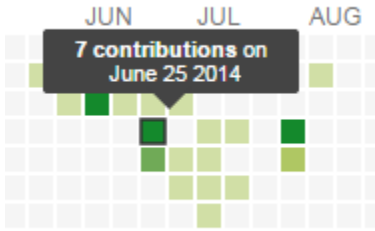
fb7fe81 committed to kotlin

MODIFY [compiler/frontend/src/org/jetbrains/jet/lang/resolve/lazy/ResolveSession.java](#)

MODIFY [compiler/frontend/src/org/jetbrains/jet/lang/resolve/lazy/descriptors/LazyClassDescriptor.java](#)

MODIFY [idea/ide-common/src/org/jetbrains/jet/lang/resolve/lazy/ElementResolver.java](#)

Hover your mouse over a square (each square represents one day), to see how many contributions were made that day.



To view the contribution activity over a certain time span, do one of the following:

- to see the contribution activity for one day, click the square representing that day in the calendar;
- to see the contribution activity for the last year/month/week, choose a predefined value from the drop-down menu in the upper-right corner of the user calendar;
- to see the contribution activity for a custom time span, select a range of days by clicking the first day (start point of the time span) and dragging to the last day of the time span.

Below Contribution Calendar, you can see:

- contributor's total amount of commits over the last year;
- duration of the contributor's longest streak (streak is the number of days in a row the contributions were made by a Stash user);
- duration of the contributor's current streak.

**101 Total**

Contributions for a Year

December 24 2013 - December 24 2014

**3 days**

Longest Streak

January 22 2014 - January 24 2014

**0 days**

Current Streak

Never

In the **Contribution Activity Stream** section below the Contributions Calendar, all user's contributions (commits and pull requests) are shown as an activity stream with links to the associated JIRA issues and Change Type lozenges. Contribution Activity Stream displays the contributions within the time span that is set. Its content changes together with the adjustment of Time Span.

#### Activity

**0647404** committed to soy

<b>DELETE</b>	plugin/src/main/java/com/atlassian/soy/impl/functions/GetHelpUrlFunction.java
<b>ADD</b>	plugin/src/main/java/com/atlassian/soy/impl/functions/HelpUrlFunction.java
<b>MODIFY</b>	plugin/src/main/java/com/atlassian/soy/impl/modules/PluginsGuiceModuleSupplier.java
<b>MODIFY</b>	plugin/src/main/java/com/atlassian/soy/impl/modules/PluginsSpringBridgeModule.java
<b>MODIFY</b>	plugin/src/main/java/com/atlassian/soy/impl/modules/WebResourceFunctionsModule.java
<b>MODIFY</b>	plugin/src/main/resources/META-INF/spring/atlassian-plugins-components.xml
<b>MODIFY</b>	plugin/src/main/resources/atlassian-plugin.xml
<b>MOVE</b>	plugin/src/test/java/com/atlassian/soy/impl/functions/HelpUrlFunctionTest.java

SOY-80: Convert helpUrl function to use Atlassian Soy interfaces instead of the soy compilers interfaces

10 Dec 2014

For more information about linking Stash and JIRA, please, see [here](#).