

Mark as Favourite


When you mark Talk inline comments and suggestions as favourites, you can:

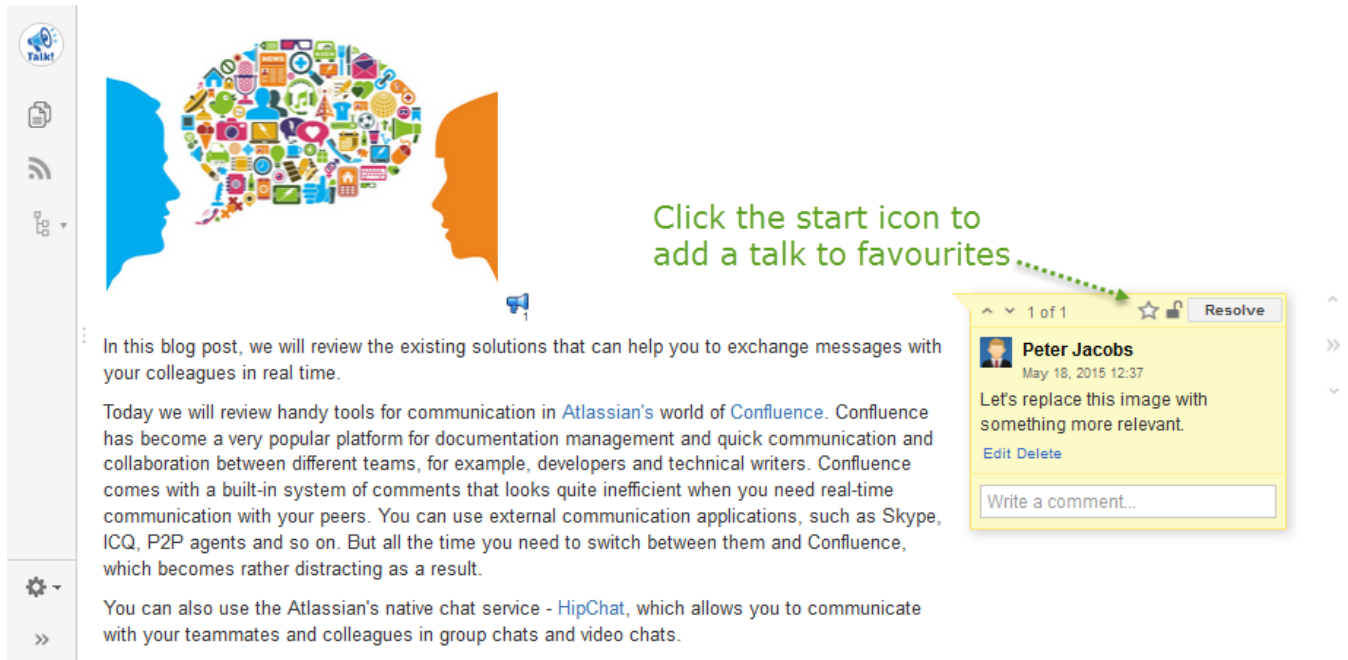
- see them at a glance on pages with numerous discussions and suggestions
- view and manage favourite talks from all spaces on one page

It's very convenient in such cases:

- there are ongoing discussions you want to keep track of
- you need to remember to answer some discussions and suggestions
- a discussion is almost over and a talk will soon be resolved, but it contains the information you will need to consult later on, so you want to keep this talk at hand after it's resolved, and more


Adding to favourites

To **add** a discussion or suggestion to Favourite Talks, click  in its top right corner:



The screenshot shows a Confluence page with a 'Talk' sidebar on the left. The main content area contains a comment by Peter Jacobs from May 18, 2015. The comment text discusses communication tools like Confluence, Skype, and HipChat. A green arrow points from the text 'Click the start icon to add a talk to favourites' to the star icon in the comment's top right corner. The comment also includes a 'Resolve' button and a 'Write a comment..' input field.

Removing from favourites

The star icon will change to , which means the talk was marked as favourite. You can click the star again to **remove** the talk from Favourite Talks:

Click the grey start icon to remove a talk from favourites

In this blog post, we will review the existing solutions that can help you to exchange messages with your colleagues in real time.

Today we will review handy tools for communication in Atlassian's world of Confluence. Confluence has become a very popular platform for documentation management and quick communication and collaboration between different teams, for example, developers and technical writers. Confluence comes with a built-in system of comments that looks quite inefficient when you need real-time communication with your peers. You can use external communication applications, such as Skype, ICQ, P2P agents and so on. But all the time you need to switch between them and Confluence, which becomes rather distracting as a result.

You can also use the Atlassian's native chat service - HipChat, which allows you to communicate with your teammates and colleagues in group chats and video chats.

1 of 1

Peter Jacobs
May 18, 2015 12:37

Let's replace this image with something more relevant.

Edit Delete

Write a comment..

You can add talks to favourites and remove discussions from Favourite Talks by clicking star icons in email notifications.

Viewing and managing all your favourite talks

To **view** all your favourite talks, click your profile picture in the top right corner of the screen and choose **Favourite Talks**:

Confluence Spaces ▾ People Browse ▾ Create

Talk / Talk

Talk

Created by Katerina Kolina, last modified by Sandy Miller just a moment ago

Recent space activity

- Sandy Miller**
Talk updated less than a minute ago • view change
- Peter Jacobs**
Efficient Communication in Confluence updated yesterday at 11:17 PM • view change
- Sandy Miller**
Talk Blog updated May 05, 2015 • view change
- Peter Jacobs**
Talk Blog updated May 05, 2015 • view change
- Katerina Kolina**

Select **Favourite Talks** to see all your favourite talks from all spaces

- Add Personal Space...
- Recently Viewed
- Profile
- Tasks
- Favourites
- Favourite Talks**
- Watches
- Drafts
- Network
- Settings
- Atlassian Marketplace
- Log Out

The Favourite Talks page contains all talks that are marked as favourites across all your Confluence spaces:

Confluence Spaces People Create

People
Sandy Miller

Profile Tasks Favourites **Favourite Talks** Watches Drafts Network Settings

Sort by **Talk updated** Marked as favourite Page title

All your favourite talks are displayed on the sidebar

2	Evernote Integration - Evernote Integration features (May 18, 2015 15:21)	★
4	Talk - Blog (May 18, 2015 15:21)	★
2	Evernote Integration - Evernote Integration for Atlassian Confluence Gets Updated (May 18, 2015 15:17)	★
1	Talk - Efficient Communication in Confluence (May 18, 2015 15:17)	★
3	Talk - Efficient Communication in Confluence (May 18, 2015 15:00)	★

1 of 5

Katerina Kolina
May 18, 2015 15:10
Sandy Miller, let's include sorting and filtering into this list 😊

Sandy Miller
May 18, 2015 15:16
yeah, sorry, I forgot.

2 of 5

Sandy Miller
May 18, 2015 15:09

Clicking Talk icons activates corresponding Talk comments on the sidebar. Alternatively you can scroll all talks and select needed ones.

Confluence Spaces People Create

People
Sandy Miller

Profile Tasks Favourites **Favourite Talks** Watches Drafts Network Settings

Sort by **Talk updated** Marked as favourite Page title

Clicking Talk icons activates corresponding talks

2	Evernote Integration - Evernote Integration features (May 18, 2015 15:21)	★
4	Talk - Blog (May 18, 2015 15:21)	★
2	Evernote Integration - Evernote Integration for Atlassian Confluence Gets Updated (May 18, 2015 15:17)	★
1	Talk - Efficient Communication in Confluence (May 18, 2015 15:17)	★
3	Talk - Efficient Communication in Confluence (May 18, 2015 15:00)	★

1 of 5

Katerina Kolina
May 18, 2015 15:10
Sandy Miller, let's include sorting and filtering into this list 😊

Sandy Miller
May 18, 2015 15:16
yeah, sorry, I forgot.

Edit Delete

Write a comment..

To view a talk on a Confluence page, click the link next to the Talk icon. Clicking ★ in the list of favourite talks removes them from favourites.

Besides browsing, you can edit, delete, reply to, resolve, archive talks, restore resolved and archived talks, manage viewing permissions right on the Favourite Talks page.

Using the toggle button above the list of favourite talks, you can **sort** favourite talks by:

- Talk updated (the date of Talk discussion update)
- Marked as favourite (the date when a Talk discussion was marked as favourite)
- Page title (the title of the page on which a Talk discussion id located)

