

Employee Ratings for Jira Cloud - Getting Started

About

The Employee Ratings for Jira Cloud app is a solution which neatly integrates into your workflows. You can quickly assess the speed, quality, and efficiency of your colleagues that were working on this or that task.

Assess

- quality of completed tasks
- speed of doing a specific tasks
- skills of the employee for the current position

Review

- get objective assessment of employees' performance
- view the aggregated ratings for each metric
- discuss assessment with employees

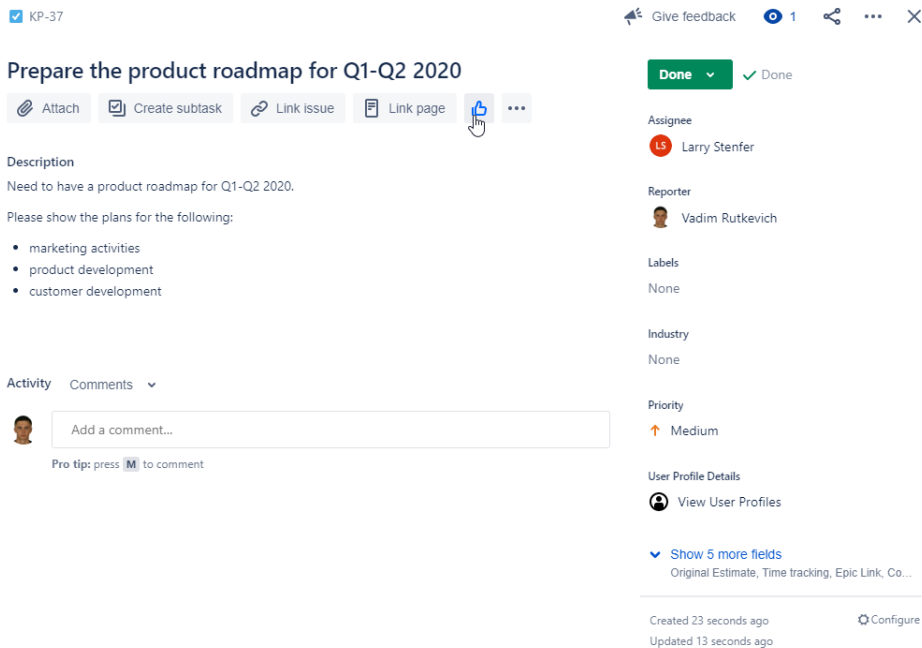
Improve

- get insights on problems in team performance
- help employees understand what to improve
- find the ways to improve skills and performance


Assessing Work (new issue view)

 You can assess tasks that are completed or closed with the Done resolution.

1. Open the task which you are a reporter in.




The screenshot shows a Jira issue view for the task "Prepare the product roadmap for Q1-Q2 2020". The issue ID is KP-37. The status is "Done". The assignee is Larry Stenfer (LS) and the reporter is Vadim Rutkevich. The description states: "Need to have a product roadmap for Q1-Q2 2020. Please show the plans for the following:" followed by a list of activities: marketing activities, product development, and customer development. The priority is set to "Medium". The issue was created 23 seconds ago and updated 13 seconds ago. The interface includes a top navigation bar with "Give feedback", "1" comment, and share options. Below the title, there are buttons for "Attach", "Create subtask", "Link issue", "Link page", and a thumbs-up icon. The right sidebar shows the resolution "Done", assignee, reporter, labels, industry, and priority. At the bottom, there is a "Show 5 more fields" link and a "Configure" button.

- Click the **Rate**  button. The Rate section appears.

KP-37

Prepare the product roadmap for Q1-Q2 2020

Attach Create subtask Link issue Link page  ...

Description
Need to have a product roadmap for Q1-Q2 2020.
Please show the plans for the following:


- marketing activities
- product development
- customer development

Rate
You are assessing work of **Larry Stenfer**



Work Quality: **9**


Speed: **8**


Skills / Efficiency: **9**


Save 

- Set the ratings for each metric.
- Click **Save**.

Give feedback 1  ... 

Done  Done


Assignee
 Larry Stenfer


Reporter
 Vadim Rutkevich

Labels
None


Industry
None

...

Priority
 Medium

User Profile Details
 View User Profiles

Show 5 more fields
Original Estimate, Time tracking, Epic Link, Co...

Created 2 minutes ago  Configure
Updated 2 minutes ago


Assessing Work (old issue view)

- Open the task which you are a reporter in.

KP-31

Prepare the product roadmap for Q1-Q2 2020

Edit Comment Assign Backlog Selected for Development Workflow Admin


Type: Task Status: **DONE** (View workflow)
Priority:  Medium Resolution: Done
Labels: None


Description
Need to have a product roadmap for Q1-Q2 2020.
Please show the plans for the following:


- marketing activities
- product development
- customer development

Attachments ...
Drop files to attach, or browse.

Activity
All **Comments** Work log History Activity

There are no comments yet on this issue.
 Comment

People
Assignee:  Larry Stenfer
[Assign to me](#)

Reporter:  Vadim Rutkevich

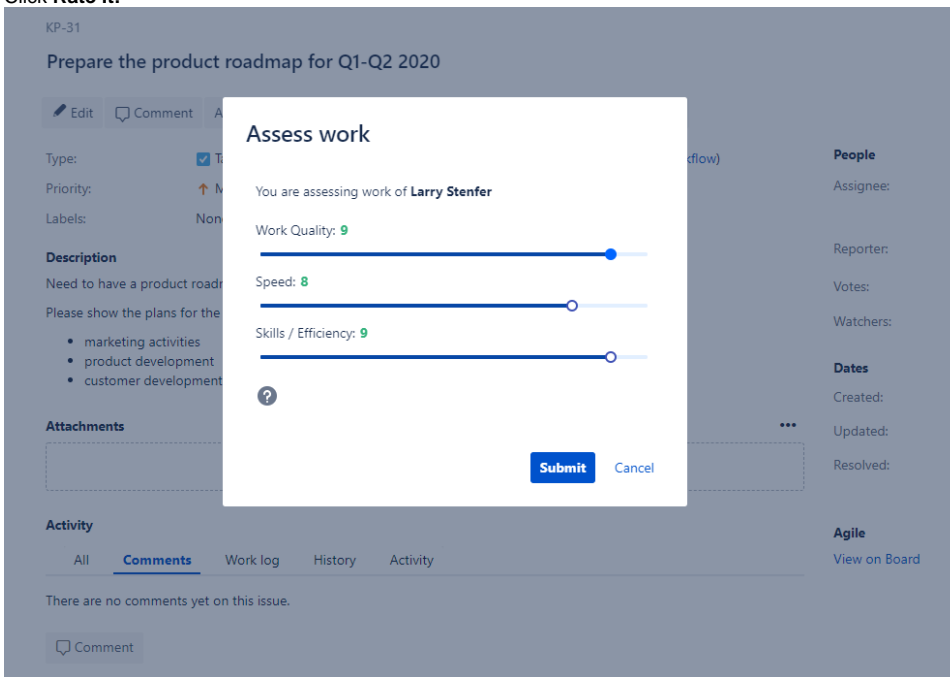
Votes: **0**

Watchers: **1** [Stop watching this issue](#)

Dates
Created: 13/Jan/20 10:41 AM
Updated: 30/Jan/20 12:19 PM
Resolved: 30/Jan/20 10:43 AM

Agile
[View on Board](#)

2. Click **Rate it!**

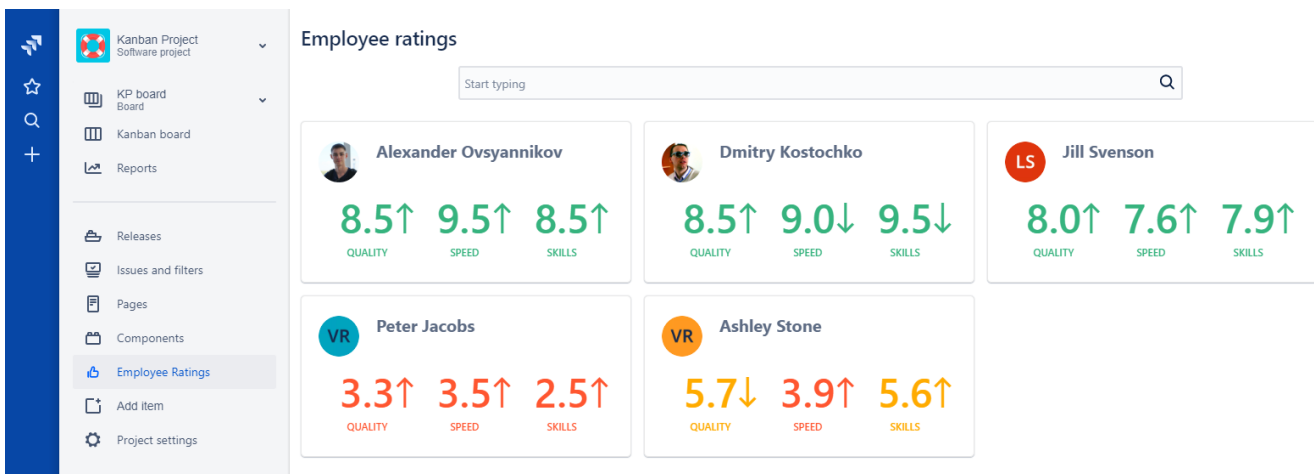


3. In the **Assess work** form, set the ratings for each metric.
4. Click **Submit**.

Viewing Metrics for Users

The app shows and calculates metrics per project.

1. Open the project in which you want to view metrics.
2. On the navigational sidebar, select **Employee Ratings**.
3. The page with the employees' performance metrics opens, as follows:



i The app calculates metrics over the last 180 days for users having ratings for two or more tasks. Metrics are shown per project.