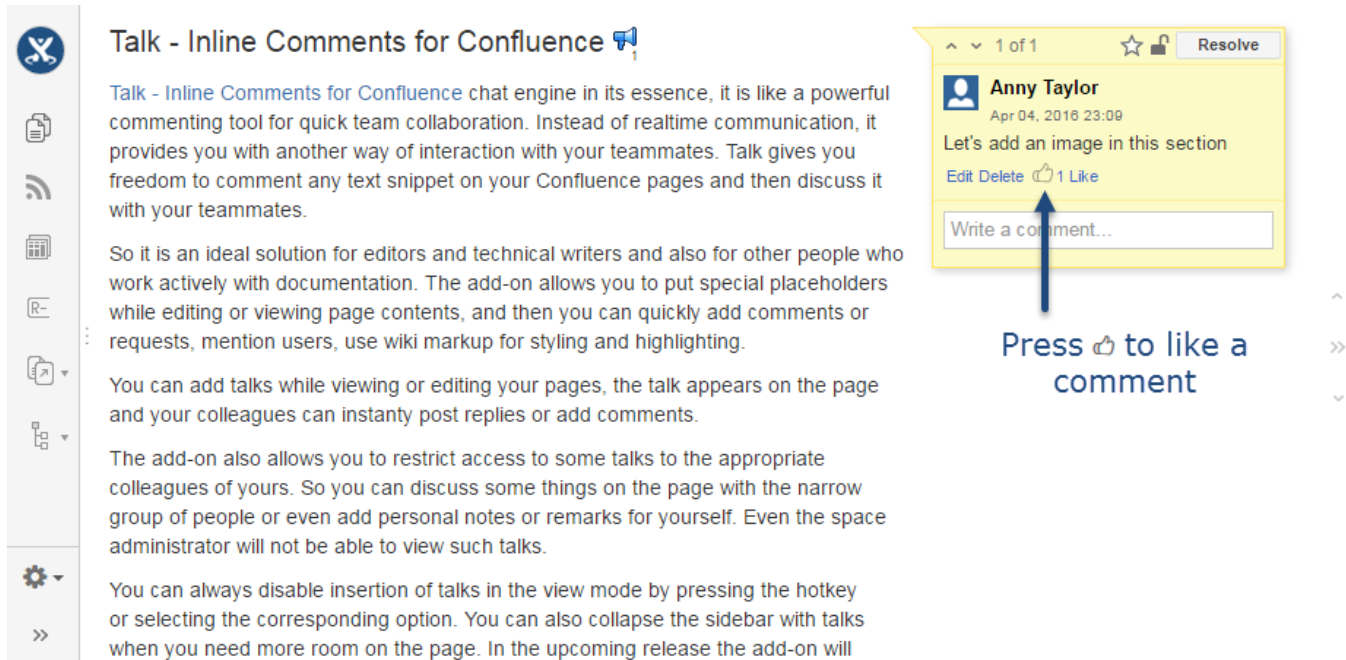


# Likes

When you agree with what someone said in a Talk comment you can press  in that comment to let them know.



**Talk - Inline Comments for Confluence**


Talk - [Inline Comments for Confluence](#) chat engine in its essence, it is like a powerful commenting tool for quick team collaboration. Instead of realtime communication, it provides you with another way of interaction with your teammates. Talk gives you freedom to comment any text snippet on your Confluence pages and then discuss it with your teammates.

So it is an ideal solution for editors and technical writers and also for other people who work actively with documentation. The add-on allows you to put special placeholders while editing or viewing page contents, and then you can quickly add comments or requests, mention users, use wiki markup for styling and highlighting.


You can add talks while viewing or editing your pages, the talk appears on the page and your colleagues can instantly post replies or add comments.


The add-on also allows you to restrict access to some talks to the appropriate colleagues of yours. So you can discuss some things on the page with the narrow group of people or even add personal notes or remarks for yourself. Even the space administrator will not be able to view such talks.

You can always disable insertion of talks in the view mode by pressing the hotkey or selecting the corresponding option. You can also collapse the sidebar with talks when you need more room on the page. In the upcoming release the add-on will

**Anny Taylor**  
Apr 04, 2016 23:09  
Let's add an image in this section  
Edit Delete  1 Like

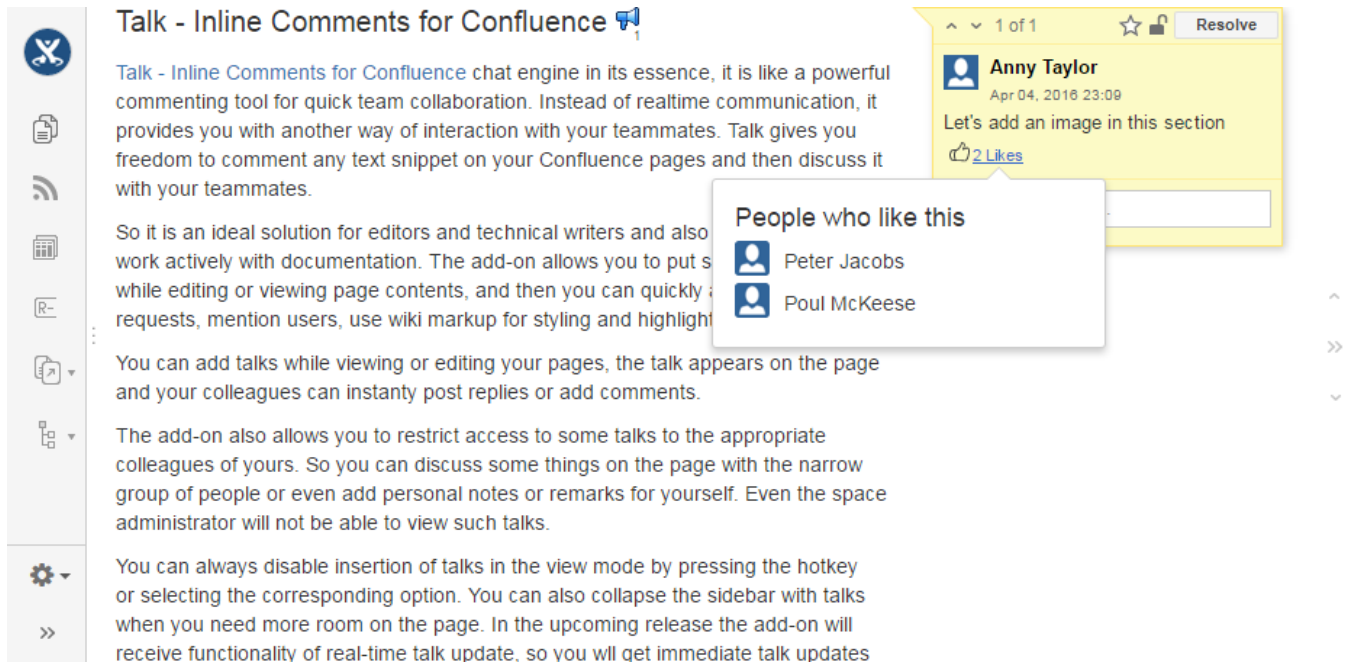
Write a comment...

Press  to like a comment

To remove your like, press  one more time.

Once a comment is liked, its author receives an email notification.

To see the list of users who liked a Talk comment, press the 'Like' link button:



**Talk - Inline Comments for Confluence**


Talk - [Inline Comments for Confluence](#) chat engine in its essence, it is like a powerful commenting tool for quick team collaboration. Instead of realtime communication, it provides you with another way of interaction with your teammates. Talk gives you freedom to comment any text snippet on your Confluence pages and then discuss it with your teammates.

So it is an ideal solution for editors and technical writers and also work actively with documentation. The add-on allows you to put s while editing or viewing page contents, and then you can quickly ; requests, mention users, use wiki markup for styling and highlight



You can add talks while viewing or editing your pages, the talk appears on the page and your colleagues can instantly post replies or add comments.

The add-on also allows you to restrict access to some talks to the appropriate colleagues of yours. So you can discuss some things on the page with the narrow group of people or even add personal notes or remarks for yourself. Even the space administrator will not be able to view such talks.

You can always disable insertion of talks in the view mode by pressing the hotkey or selecting the corresponding option. You can also collapse the sidebar with talks when you need more room on the page. In the upcoming release the add-on will receive functionality of real-time talk update, so you will get immediate talk updates

**Anny Taylor**  
Apr 04, 2016 23:09  
Let's add an image in this section  
 2 Likes

**People who like this**

-  Peter Jacobs
-  Poul McKeese