








# Pre-Migration Assessment Checklist

## Migration methods

The Smart Attachments app supports data migration through Jira Cloud Migration Assistant only. Import of the XML backup file will not migrate the Smart Attachments data to Cloud.

## Functionality migration specifics

This page shows what features of the Smart Attachments app can be migrated from the Server / Data Center to Cloud.

Functionality	Can be migrated to Cloud	Specifics of migration
Category attribution		<ul style="list-style-type: none"><li>In Jira Cloud, the app does not use categories, while it uses labels instead. They provide more flexibility.</li><li>During migration, the category attribution is converted into the label attribution. You can further group attachments by labels.</li></ul>
Global access restrictions		Unavailable in the Cloud app due to technical limitations of Jira Cloud.
Status-specific access restrictions		Unavailable in the Cloud app due to technical limitations of Jira Cloud.
Document revisions		Document revisions are grouped automatically if their names are matching.
Post-functions		You will have to add a post-function manually.
Validators		You will have to add a validator manually.
Conditions		



If you need any feature from the Server/DC version of Smart Attachments, please drop your request at [tech-support@stiltsoft.com](mailto:tech-support@stiltsoft.com).

## Pre-migration checklist

1. The latest version of the Smart Attachments for Jira Cloud is installed. There is no pending update.
2. [Smart Attachments 2.12.0](#) or newer is installed on your Jira Server / Data Center.
3. Jira Cloud Migration Assistant or newer is installed on your Jira Server / Data Center.
4. The `migration-assistant.app-migration.feature` is enabled at `<Confluence_URL>/admin/darkfeatures.action`.