

How to use Table Filter macro

Table Filter is one of the macros bundled in the [Table Filter and Charts for Confluence](#) app. The macro allows you:

- [To filter all kinds of table data](#)
- [To calculate totals and visualize table data](#)
- [To sort tables, freeze rows and columns and apply other table viewing options](#)

How to get started?

Try live filtration in table headers (Cloud, Data Center, Server):

Filter table data on the fly in table headers:

Enable live filtration in Cloud



In Data Center (Server) it's enabled automatically

If you want to display the filtration panel, follow these steps:

Step 1. Add the macro to your table. Choose the handy way to do this:

In the page **view** mode




Read more:

- [How to insert and remove the macros](#)
- [How to use Table Excerpt and Table Excerpt Include macros](#)
- [How to use Table from CSV macro](#)

Step 2. Add filters to the columns of your table:

Skills and Certification

Created by Natalie Paramonova, last modified 13 minutes ago

Start **adding filters** in the filter tools menu. 

Developer	JavaScript	Java	C++	C#	Python	Perl	Ruby	Employee Certification
Andy Miller	★	★	★	★	★	★	★	<input checked="" type="checkbox"/>
Ashley Stone	★	★	★	★	★	★	★	<input type="checkbox"/>
Den Stevens	★	★	★	★	★	★	★	<input checked="" type="checkbox"/>
Jack Brown	★	★	★	★	★	★	★	<input type="checkbox"/>
Jill Svensen	★	★	★	★	★	★	★	<input checked="" type="checkbox"/>
Manny Souse	★	★	★	★	★	★	★	<input type="checkbox"/>
Molly Amberton	★	★	★	★	★	★	★	<input type="checkbox"/>
Peter Alvarez	★	★	★	★	★	★	★	<input checked="" type="checkbox"/>
Ted Wilson	★	★	★	★	★	★	★	<input type="checkbox"/>





Read more:

- [Table filtration](#)

Step 3. Filter your table and save changes:

Skills and Certification

Created by Natalie Paramonova, last modified just a moment ago

Developer = Employee Certification =    

Developer	JavaScript	Java	C++	C#	Python	Perl	Ruby	Employee Certification
Andy Miller	★	★	★	★	★	★	★	<input checked="" type="checkbox"/>
Ashley Stone	★	★	★	★	★	★	★	<input type="checkbox"/>
Den Stevens	★	★	★	★	★	★	★	<input checked="" type="checkbox"/>
Jack Brown	★	★	★	★	★	★	★	<input type="checkbox"/>
Jill Svensen	★	★	★	★	★	★	★	<input checked="" type="checkbox"/>
Manny Souse	★	★	★	★	★	★	★	<input type="checkbox"/>
Molly Amberton	★	★	★	★	★	★	★	<input type="checkbox"/>
Peter Alvarez	★	★	★	★	★	★	★	<input checked="" type="checkbox"/>
Ted Wilson	★	★	★	★	★	★	★	<input type="checkbox"/>

Read more:

- [Configuring the filtration pane](#)

Step 4. Make your table more organized:



People / Natalie Paramonova / Dashboard / Natalie Paramonova's Home / Tables / Skills and Certification

Skills and Certification

Table Filter | isOR = AND | separator = Point (.) | datepattern = M d, yy | default | cell-width | lab...

Developer	JavaScript	Java	C++	C#	Python	Perl	Ruby	Employee Certification
Andy Miller	★	★	★	★	★	★	★	<input checked="" type="checkbox"/>
Ashley Stone	★	★	★	★	★	★	★	<input type="checkbox"/>
Den Stevens	★	★	★	★	★	★	★	<input checked="" type="checkbox"/>
Jack Brown	★	★	★	★	★	★	★	<input type="checkbox"/>
Jill Svensen	★	★	★	★	★	★	★	<input checked="" type="checkbox"/>
Manny Souse	★	★	★	★	★	★	★	<input type="checkbox"/>
Molly Amberton	★	★	★	★	★	★	★	<input type="checkbox"/>
Peter Olvarez	★	★	★	★	★	★	★	<input checked="" type="checkbox"/>
Ted Wilson	★	★	★	★	★	★	★	<input type="checkbox"/>

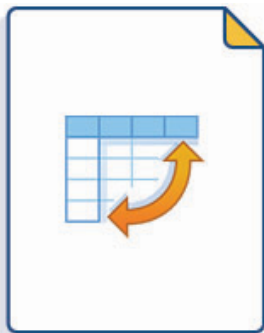
Changes saved

Read more:

- [Sorting, freezing and other table viewing options](#)
- [How to export macros and results](#)

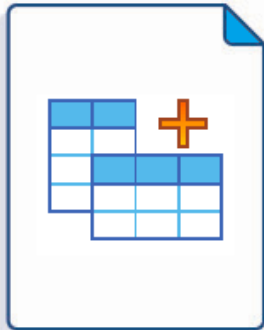
Find the answer to your question among the related FAQ:

- [What can I do if I can't find and add the macros?](#)
- [How can I remove the macro accidentally added to a table?](#)
- [Can I use the app for a table with merged cells?](#)
- [Can I filter an already existing table?](#)
- [Can I use the filter for a table generated by another macro?](#)
- [How can I filter not equal values in the table?](#)
- [How can I freeze rows and/or columns of the table?](#)
- [Supported date formats](#)



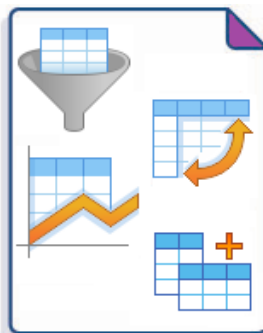
Create a pivot table from your table, calculate and aggregate data

- Configuring the pivot table
- Aggregation by date period and number range
- Managing pivot table options
- Gantt chart type
- Pie and Donut chart types
- Bubble Pie chart type
- Column, Stacked Column, Bar, Stacked Bar chart types
- Line, Area, Stacked Area chart types
- Time Line, Time Area, Stacked Time Area chart types
- Radar (Spider) chart type
- Contiguity / Barcode chart (use case)
- Scatter plot (use case)
- Punchcard (use case)
- Comparison of Chart macro against Chart from Table macro



Merge multiple tables, perform complex calculations on tables, build multiple charts and pivot tables

- Default automatic presets
- General syntax and SQL functions available
- Custom Transformation - use cases with advanced SQL queries
- Advanced table cells formatting



Output tables from CSV or JSON

Combine all the macros with each other and with built-in and third-party