


# Running Builds from JIRA

 This feature is available for **Jira Server** only.

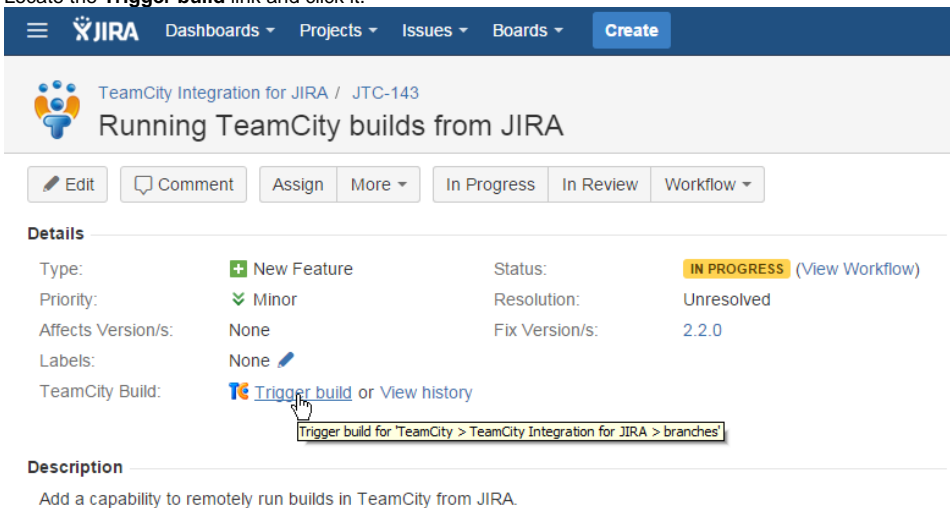
Starting from version **2.2.0**, you can run builds in TeamCity right from Jira. This can be achieved with the [custom field](#) that is added into the necessary screens of Jira. This custom field also stores the history of builds that were run from it.

 Your administrator should [configure the TeamCity Build Runner](#) custom field for the specific Jira project.

As an alternative, you can use the [Run a Build](#) post function that can remotely trigger builds in TeamCity from Jira.

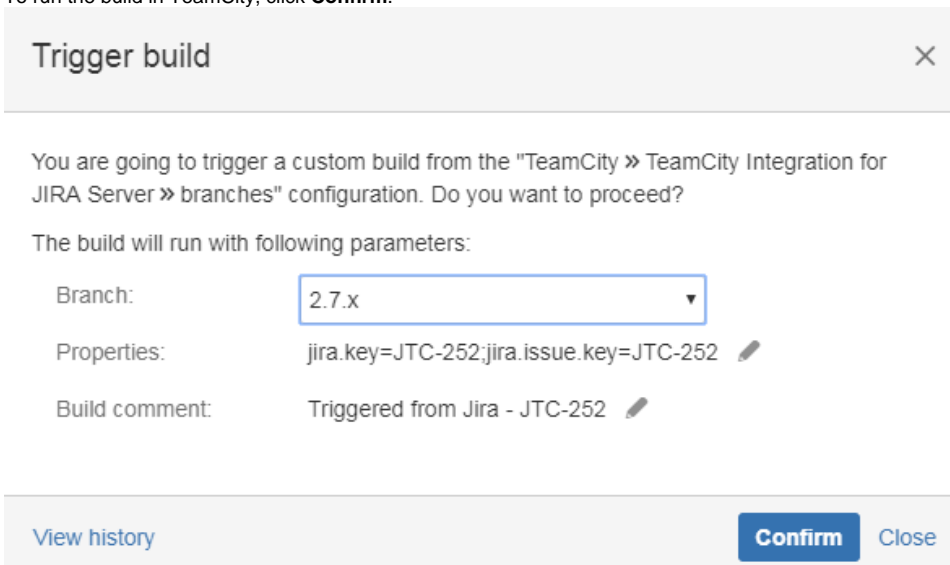
## Running Builds

1. Open the Jira issue.
2. Locate the **Trigger build** link and click it.



The screenshot shows a Jira issue page for 'TeamCity Integration for JIRA / JTC-143'. The issue title is 'Running TeamCity builds from JIRA'. Below the title are buttons for 'Edit', 'Comment', 'Assign', 'More', 'In Progress', 'In Review', and 'Workflow'. The 'Details' section shows the issue type as 'New Feature', priority as 'Minor', and status as 'IN PROGRESS'. The 'TeamCity Build' field contains a link 'Trigger build' with a tooltip that reads 'Trigger build for TeamCity > TeamCity Integration for JIRA > branches'. The 'Description' section contains the text: 'Add a capability to remotely run builds in TeamCity from JIRA.'

3. In the **Trigger build** form, define parameters for running a new build, as follows:
  - a. **Branch** - select the branch which a new build is triggered in.
  - b. **Properties** - click the Pencil icon and enter additional properties for running a new build. This field may be hidden if the administrator does not allow its editing by users.
  - c. **Build comment** - enter the comment that will be appended to the build. This field may be hidden if the administrator does not allow its editing by users.
4. To run the build in TeamCity, click **Confirm**.



The 'Trigger build' form is shown with a close button (X) in the top right corner. It contains the following fields:

- Branch:** A dropdown menu with '2.7.x' selected.
- Properties:** A text field containing 'jira.key=JTC-252;jira.issue.key=JTC-252' with a pencil icon for editing.
- Build comment:** A text field containing 'Triggered from Jira - JTC-252' with a pencil icon for editing.

At the bottom of the form are three buttons: 'View history', 'Confirm', and 'Close'.

5. Once you have run the build, the notification will be displayed in the form.

Trigger build

You are going to trigger a custom build from the "TeamCity » TeamCity Integration for JIRA Server » branches" configuration. Do you want to proceed?

The build will run with following parameters:

Branch: 2.7.x

Properties: jira.key=JTC-252;jira.issue.key=JTC-252

Build comment: Triggered from Jira - JTC-252.

The build has been successfully added to the queue. The build number is #39615. Click the View History link to view the build status.

View history

Confirm

Close

6. In case of any unexpected error, the corresponding notification will be displayed in the form too.

Trigger build

You are going to trigger a custom build from the "TeamCity » Demonstration » 0.1" configuration with comment "Build run from JIRA.". Do you want to proceed?

Oops, something has gone wrong and caused failure of the triggered build. The current status of the operation cannot be determined at the moment, please refer to JIRA logs for details.

View history

Confirm

Close

## Viewing Build History

1. You can view the build history while viewing the Jira issue or when triggering a build.
2. Open the Jira issue.

3. Click the **View history** link. Alternatively, you can open the Trigger build form and click **View history** link.

Builds history

×

Here you can see the status of builds that have already run.

✔ TeamCity Integration for JIRA Server > branches 2.7.x #1964

Relates to: <a href="#">JTC-252</a>	Start Date	13 Feb 18 16:12	Duration	N/A
	Changes	No changes	Tests	N/A

✔ TeamCity Integration for JIRA Server > branches 2.7.x #1963

Relates to: <a href="#">JTC-252</a>	Start Date	13 Feb 18 16:12	Duration	22s
	Changes	No changes	Tests	99 of 99 passed

✔ TeamCity Integration for JIRA Server > branches 2.7.x #1962

Relates to: <a href="#">JTC-252</a>	Start Date	13 Feb 18 16:10	Duration	23s
	Changes	No changes	Tests	99 of 99 passed

Trigger build

Close

4. In the opened **Builds history** form, you can view the following information about the build:
- **Branch** - TeamCity branch which the build relates to.
  - **Build Number** - build number within the project.
  - **Start Date** - time and date when the build was run.
  - **Changes** - description of changes specified by the developer.
  - **Duration** - duration of the build procedure.
  - **Tests** - number of passed tests.
5. Click **Close** when complete.