

# Table Filter and Charts 3.8.2







## New in this release

Added support for icons when generating a pivot table.

Now you can summarize and aggregate any kind of table data with pivot tables.

## JIRA Issues

Created by Peter Jacobs, last modified a minute ago

T, P / Status		Count				
		Closed	Open	Resolved	Verified	Total
▼ 				2		2
	↑ 			1		1
	↗ 	2		5		7
	↘ 	21		29		50
	↓ 	30	3	44	2	79
	Total	53	3	81	2	139
▼ 		56	19			75
	Total	56	19			75
> Total		109	22	81	2	214

Pivot Table settings

Row labels

T x P x

Column labels

Status x

Calculated column

Key x

Operation type

Count x

The new version of add-on also includes the following features:

- Added a capability to export pivot tables to CSV.
- Added the automatic summation of number values for the same label when generating time or line charts.
- Improved performance of macros on large tables containing merged cells.
- Added support for the Profile List macro from Communardo.

## Fixed in this release

- Resolved the issue with presence of '&nbsp;' in the exported CSV files.
- Resolved issue with the incorrect processing of tables containing multiple <tbody> tags or additional tags enclosed between <tbody> or <thead> tags.
- Resolved the issue with the chart hang-up when using the incorrect delimiter.
- Resolved the issue with showing no filters when previewing the page in Mozilla Firefox.