

Handy Heading

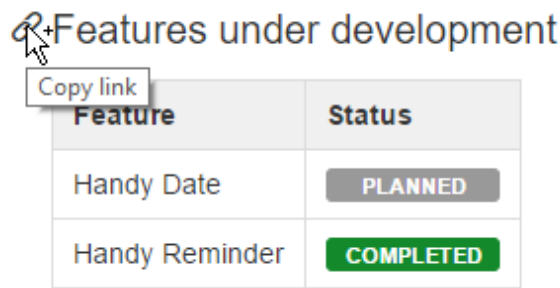
 This feature is available starting from [Handy Macros 1.8.0](#).

About the feature

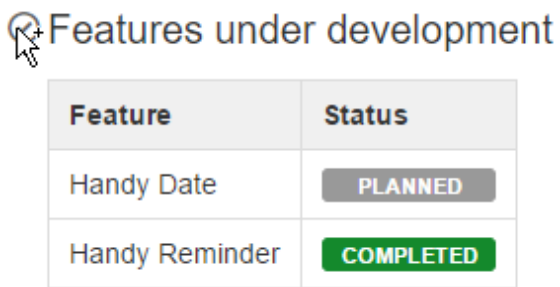
Handy Headings allows you to quickly copy absolute link to the any page heading into your clipboard. This is an **augmentation for Confluence** (you don't need to add any macros to use it).

How to copy the link

1. Hover over the heading.



2. Click the Handy Heading icon.




3. That's all! Paste your link where you need using Ctrl+V.

Disabling the Handy Heading for the user

You can disable the Handy Header feature if you do not need it:

1. Navigate to **User Profile > Settings > Handy Macros Settings > Handy Tools Settings**.
2. Clear the **Enable Handy Heading** box.

 **Natalie Paramonova**

ProfileTasksSaved for laterFavourite TalksWatchesDraftsQuizzesCoursesNetworkSettings

YOUR SETTINGS

EmailEditorHandy MacrosFavorite PagesTable Filter and ChartsNo Email StormGADGETSView OAuth Access Tokens

Settings

Handy Statuses

Handy Tools Settings

☒ Enable Handy Page Diff

☐ Enable Handy Heading

☒ Enable Handy Tasks



The macro can be [enabled or disabled on the instance level](#) in the Confluence Administrator console.