

# Awesome Graphs 1.4.0

StiltSoft is happy to announce the release of Awesome Graphs for Stash version 1.4.0.

## What's new

This major release adds the [Contributions](#) statistics.

## Contributions

This [new feature](#) lets you keep track of every commiter's personal activity across all your Git repos. In a Stash user profile, you can see a new tab with a calendar showing all commiter's contributions: commits and JIRA issues affected by commits, as well as pull requests.

Clicking a day in the calendar shows a detailed stats for this day in terms of user contributions. Apart from that, you also can check the total of all contributions over the last year and periods of continuous activity called streaks.

RepositoriesContributions

Nov

Dec

Jan

Feb

Mar

Apr

May

Jun

Jul

Aug

Sep

Oct

M

W

F

?

 Click on "day" for detail information. [Read more about plugin.](#)

Less

More

383 Total

October 28 2012 - October 28 2013

4 days

September 23 2013 - September 26 2013

0 days

Never

Year of Contribution






Longest Streak

Current Streak

🔍 1 Issue

T	Key	Title	P	Status	Created	Updated
🔖	AUI-1795	Sandbox should auto-generate demos from the demo di...	↑	🔄 Resolved	15 Oct 2013	6 days ago

🔍 4 Commits

Repository	Commit	Message	Date
 aui	4510a3d 	Merge branch 'auiplugin-5.2.x' Conflicts: atlassian-aui-pageobjects/pom.xml aui-fl...	16 Oct 2013
 aui	8a3ca79	AUI-1795 removing redundant copy resources section	16 Oct 2013
 aui	c4cc8d4	AUI-1795 reversing change in the package.json since it's not required	16 Oct 2013
 aui	d385752	AUI-1795 - adding script to auto-create sandbox demos, makes the process of a...	16 Oct 2013