


# Awesome Graphs 1.5.5

Ability to see the Contributors and their statistics for specific files.

## New in this release

### File contributors report

Now you can see the summary of who made changes to a file of a particular commit. This report displays an ordered list of contributors based on number of modified code lines of a specific file.


 **jQuery**  
jquery PUBLIC


Files Commits Graphs Pull requests Settings


master jquery / Gruntfile.js


Source view Diff to previous History Contributors


```
1 module.exports = function( grunt ) {
2
3     "use strict";
4
5     var distpaths = [
6         "dist/jquery.js",
7         "dist/jquery.min.map",
8         "dist/jquery.min.js"
9     ],
10    gzip = require("gzip-js"),
11    readOptionalJSON = function( file ) {
12        var data = {};
13        try {
14            data = grunt.file.readJSON( file );
15        } catch(e) {}
16        return data;
17    },
18    fs = require( "fs" ),
19    srcHintOptions = readOptionalJSON( "srcHintOptions.json" );
20
```


 **Rick Waldron**  
136 lines, 10 commits

 **Richard Gibson**  
126 lines, 7 commits

 **Dave Methvin**  
92 lines, 12 commits

 **Mike Sherov**  
87 lines, 4 commits

 **Michał Gołębiowski**  
55 lines, 4 commits

 **Jörn Zaefferer**  
36 lines, 5 commits