


Awesome Graphs 1.5.5

Ability to see the Contributors and their statistics for specific files.

New in this release

File contributors report

Now you can see the summary of who made changes to a file of a particular commit. This report displays an ordered list of contributors based on number of modified code lines of a specific file.


 **jQuery**
jquery PUBLIC


Files Commits Graphs Pull requests Settings


master jquery / Gruntfile.js


Source view Diff to previous History Contributors


```
1 module.exports = function( grunt ) {
2
3     "use strict";
4
5     var distpaths = [
6         "dist/jquery.js",
7         "dist/jquery.min.map",
8         "dist/jquery.min.js"
9     ],
10    gzip = require("gzip-js"),
11    readOptionalJSON = function( file ) {
12        var data = {};
13        try {
14            data = grunt.file.readJSON( file );
15        } catch(e) {}
16        return data;
17    },
18    fs = require( "fs" ),
19    srcHintOptions = readOptionalJSON( "srcHintOptions.json" );
20
```


 **Rick Waldron**
136 lines, 10 commits

 **Richard Gibson**
126 lines, 7 commits

 **Dave Methvin**
92 lines, 12 commits

 **Mike Sherov**
87 lines, 4 commits

 **Michał Gołębiowski**
55 lines, 4 commits

 **Jörn Zaefferer**
36 lines, 5 commits