

Creating a Dashboard Based on One Table

This version of the app's documentation is outdated. Please find the information you're looking for here:

- [Creating a Dashboard Based on One Table](#)



Create a dashboard with multiple charts and pivot tables based on one Jira Issues macro with the help of the [Table Excerpt](#) and [Table Excerpt Include](#) macros:

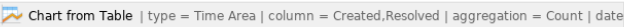
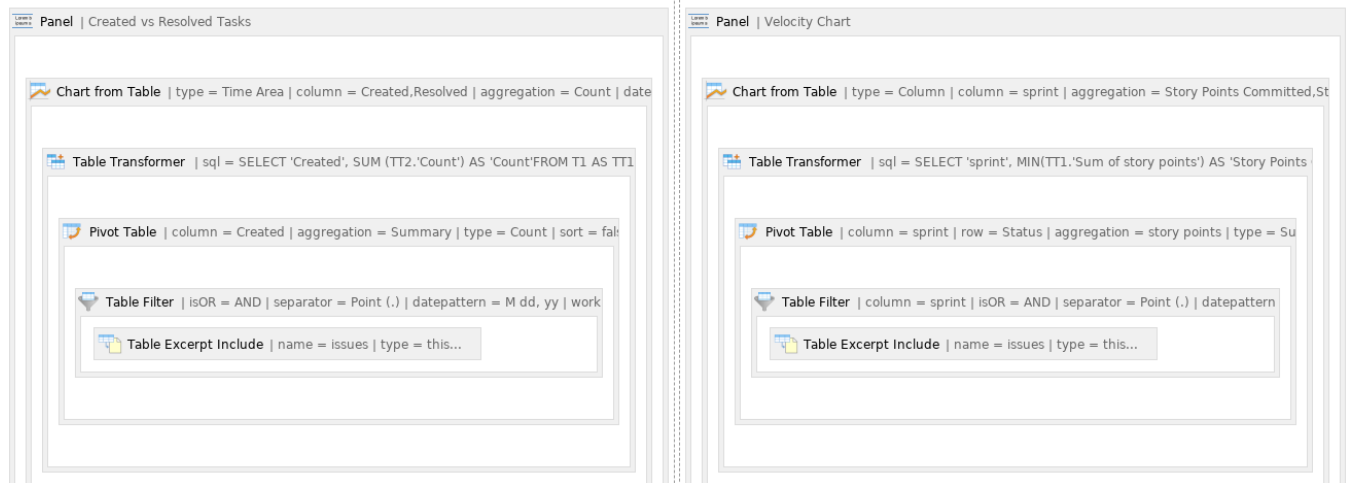


Table Transformer | sql = SELECT 'Created', SUM (TT2.'Count') AS 'Count'FROM T1 AS TT1

 Pivot Table | column = Created | aggregation = Summary | type = Count | sort = false

Table Filter | isOR = AND | separator = Point (.) | datepattern = M dd, yy | work

Table Excerpt Include | name = issues | type = this...

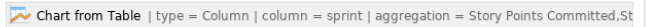
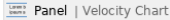


Table Transformer | `sql = SELECT 'sprint', MIN(TT1.'Sum of story points') AS 'Story Points'`

Pivot Table | column = sprint | row = Status | aggregation = story points | type = Sum

Table Filter | column = sprint | isOR = AND | separator = Point (.) | datepattern

Table Excerpt Include | name = issues | type = this..

Use the following options for better viewing of a dashboard:

- Hide filtration panel (Table Filter)
- Hide control panel (Pivot Table)
- Hide chart controls (Chart from Table)
- Show/hide source table (in Table filter, Pivot Table, Chart from Table)
- Set chart dimensions
- Align a chart
- Chart legend position
- Set colors and line settings

Create a user macro to hide the unnecessary information about the number of issues displaying from the Jira Issues macro:

```
## @noparams

<style>

.refresh-issues-bottom { display: none}

</style>
```

Find more use cases:

Error rendering macro 'toc'

[com.ctc.wstx.exc.WstxLazyException] com.ctc.wstx.exc.WstxParsingException: Duplicate attribute 'class'. at [row,col {unknown-source}]: [52,174]