




Configuring parameters of Table Filter, Charts & Spreadsheets

How to enable or disable the OpenAI assistant

1. Go to **Confluence Administration** 
2. Open **Atlassian Marketplace** section on the left side
3. Choose **Table filter configuration**
4. Toggle on or off the **Enable OpenAI assistant** feature
5. Insert your own **OpenAI token**

 The **OpenAI assistant**, based on the **gpt-4-1106-preview** model, will be enabled/disabled for **AI Table**, **Table Spreadsheet** and **Table Transformer** macros.

 The OpenAI token from the app side is only available for **Confluence Cloud** with **\$3 limit per instance**. Further functionality usage requires **OpenAI tokens purchase** as per **its official pricing**.

