

Table Filter 2.1.0

Global filtering, complex filtering for multiple tables and other improvements.

New in this version

- Filtering all columns in the table with one filter
- Ability to set individual and common filters for multiple tables
- Showing the number of filtered and total lines
- Setting field width for each filter individually
- Several default values for drop-down filters
- Showing only a specific number of first rows in a table
- Disabling all filters without resetting filter values


Fixed in this version



- Improved performance
- Compatibility with Firefox

Version Highlights

Global Filter

You now can use one filter for values in any columns. Select the Global filter option in the add-on settings.

 Global Filter



Last Name ▾	First Name ▾	Occupation ▾	City ▾
Doe	John	Developer	London
Wallace	Philip	Developer	New York City
Doe	Janet	Scientist	Tokyo

Complex Filtering

In previous versions of Table Filter you had to have columns in the same order for several table to apply one filter to them. This is not the case anymore. You can filter tables with columns in any order you like, set individual filters for a specific table or a common filter for all of them.

City

London

Unit

HQ

↺

Last Name	First Name	Occupation	City
Doe	John	Developer	London

Unit	City
HQ	London

Several Preset Values for Drop-Down Filters

You now can specify not only one, but several default values for drop-down filters.

Edit 'Table filter' Macro

Macro creates a filter for table data.
[Request a feature.](#) [Documentation](#)

Dropdown Filter Columns

Last Name

Free Text Filter Columns

City

☒ Global Filter

Default Values for Filters

Doe&Palmer, London

Filter Cells Width

200.60

Show first N rows

Preview

Last Name

Doe
Palmer

City

London

↺

Last Name	First Name	Occupation	City
Doe	John	Developer	London

Select macro

Save
Cancel

Showing N top rows in the table

If you work with a long table, it might be a good idea to hide most of it. To do that, put the number of top rows you want to see by default in the Show N first rows.

Edit 'Table filter' Macro

Last Name X

Free Text Filter Columns

Start typing...

☐ Global Filter

Default Values for Filters

Filter Cells Width

150

Show first N rows

2

☐ Hide Labels

☐ Hide Filters by Default

Preview

Last Name Start typing...

Showing 2 of 4 rows

Last Name	First Name	Occupation	City
Doe	John	Developer	London
Wallace	Philip	Developer	New York City

Number of Filtered Rows

If you wonder how many rows there are in your table, and how many of them got filtered, just hover over the Table Filter logo in the filter pane and check the tip.

Last Name Wallace X

Showing 1 of 4 rows

Last Name	First Name	Occupation	City
Wallace	Philip	Developer	New York City

Flexible width setting

Sometimes it's better to have filter fields of different width. Now you can do it by splitting width values in the Filter Cells Width field with commas.

Edit 'Table filter' Macro

Macro creates a filter for table data.
[Request a feature.](#) [Documentation](#)

Dropdown Filter Columns

City X

Free Text Filter Columns

Last Name X

☐ Global Filter

Default Values for Filters

Filter Cells Width

120,150

Preview

City Start typing...

Last Name

120px

150px

Last Name	First Name	Occupation	City
Doe	John	Developer	London
Wallace	Philip	Developer	New York City
Doe	Janet	Scientist	Tokyo
Palmer	Anna	Scientist	New York City

