
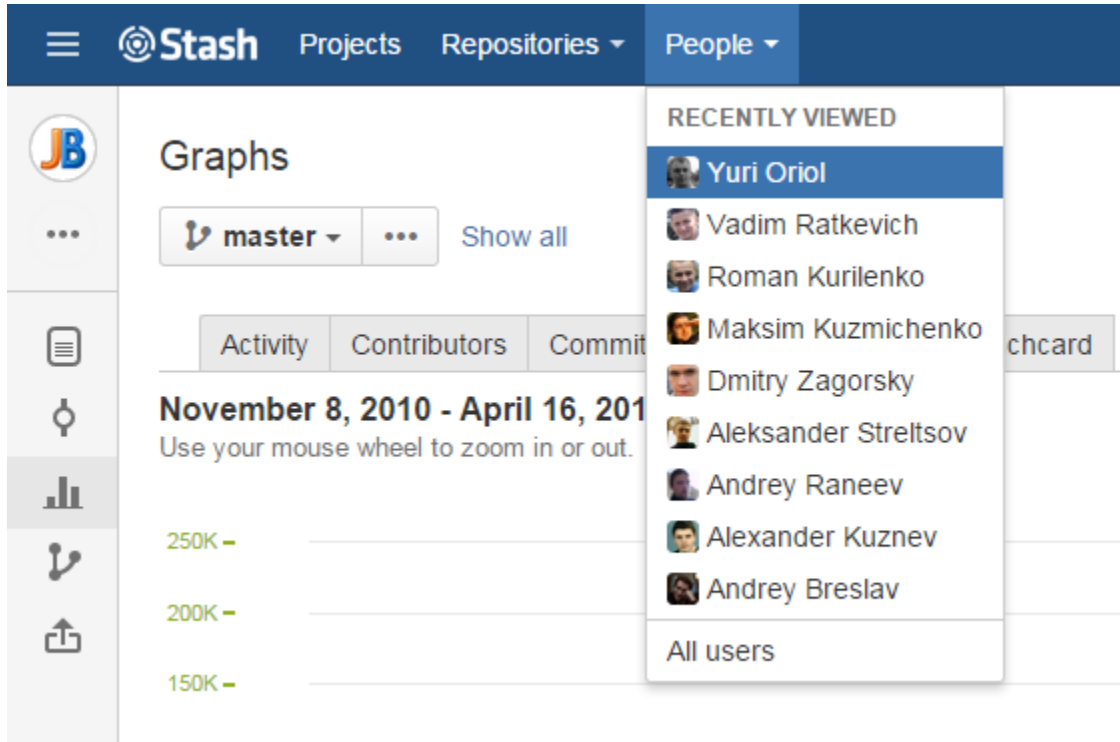


People

 This feature is available only under a commercial or evaluation license.

Awesome Graphs adds the **People** dropdown menu in the Stash header, which includes:

- the list of Stash users whose [Contributions graphs](#) were recently viewed;
- the 'All users' link, which leads to the People page with a list of contributors across all repositories.

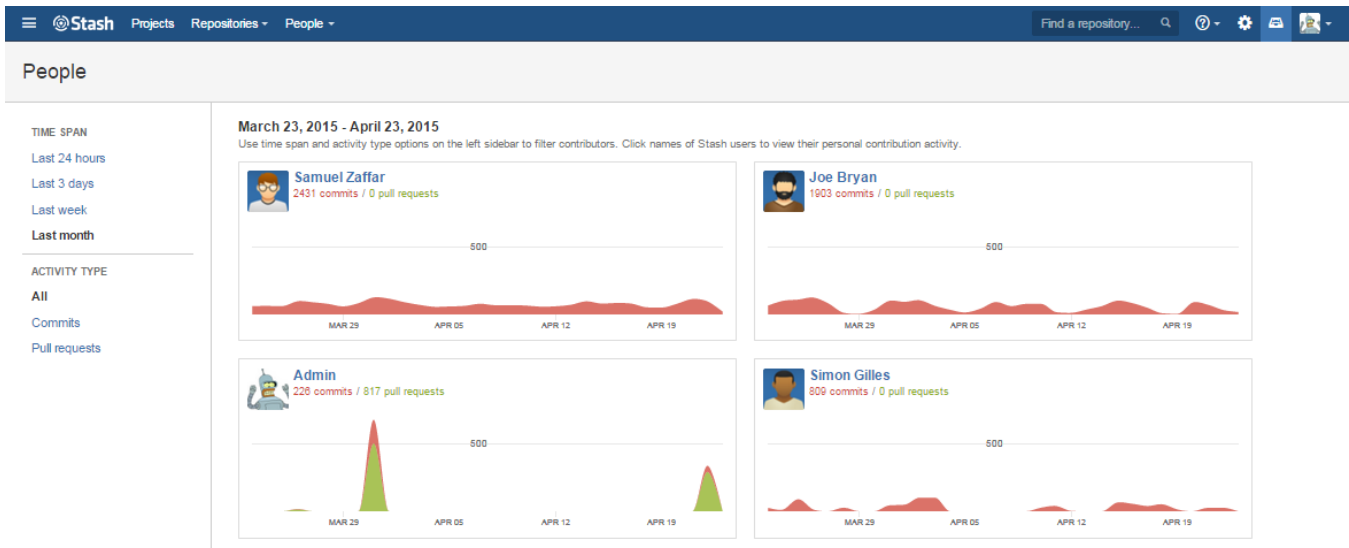


Recently Viewed

The **Recently Viewed** category of the People dropdown menu comprises the list of Stash users whose [Contributions](#) graphs were recently viewed in their Stash user profiles. As you click one of the names on that list, the Contributions tab of that Stash user profile is opened. And you can see that user's Contributor Calendar and Contribution Activity Stream.

People page

When you click **All users** in the People dropdown menu, the **People** page is opened. It displays the list of contributors with Contributor graphs of all contributors across all Stash projects sorted by the number of all contributions (commits and/or pull requests) made within a selected time span.

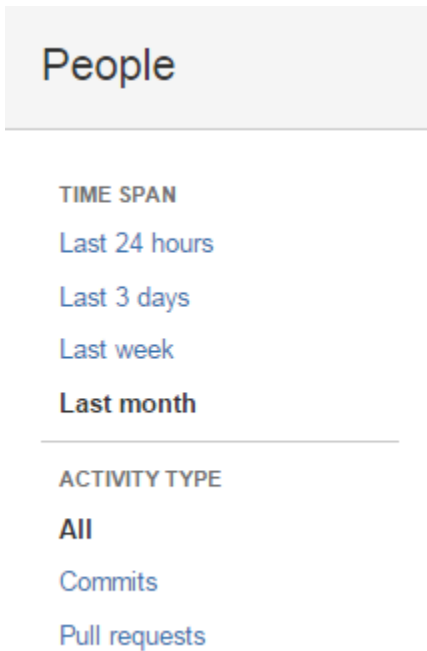


Contributor graphs include:

- personal contributor graph representing individual contributions filtered according to a selected time span and activity type;
- total of commits;
- total of pull requests.

Contributor names can be text or links. If it's text, that means that the contributor is not a Stash user. For Stash users contributor names are links to the [Contributions](#) tab in their Stash user profile.

On the left sidebar there are two sections with options for filtering contributors: Time Span and Activity Type.



Time Span

When you select one of time span options, the list of contributors is updated and shows only contributors with contributions made during a chosen time span sorted by the number of contributions. Time span options include:

- last 24 hours
- last 3 days
- last week
- last month

By default the list of contributors is rendered based on contributions made in the last month.

Activity Type

When you select one of activity types, all contributions are filtered and Contributor graphs are rendered based only on the number of contributions of that activity type. The Activity Type section includes the following options:

- All (both commits and pull requests)
- Commits
- Pull requests

By default the list of contributors is created based on all contributions (both commits and pull requests).

If 'All' is selected, Contributor graph displays both commits and pull requests (if there are any) with pull requests overlapping commits. Commits are in red, pull requests are in green.



If 'Commits' is selected, Contributor graph displays only commits.



If 'Pull requests' is selected, Contributor graph displays only pull requests.

