

Awesome Graphs 2.4.0

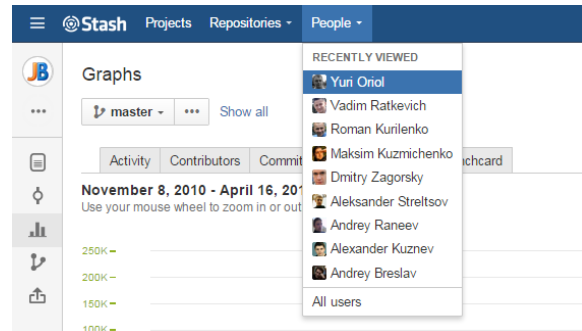
New in this release

- See all contributors of all repositories on one page. Easily navigate to personal contribution graphs.
- View Contributor graphs of all contributors across all Stash repositories.
- Filter contributors using time span and activity type options.

See all contributors of all repositories on one page. Easily navigate to personal contribution graphs

Awesome Graphs adds the **People** dropdown menu in the Stash header, which includes:

- the list of Stash users whose [Contributions graphs](#) were recently viewed. It allows you to navigate to Stash user profiles in a single click. As you select one of the names on that list, the Contributions tab of the user profile is opened. And you can see that user's personal activity in Contributor Calendar and Activity Stream.
- the 'All users' link, which leads to the People page with the list of contributors across all repositories.



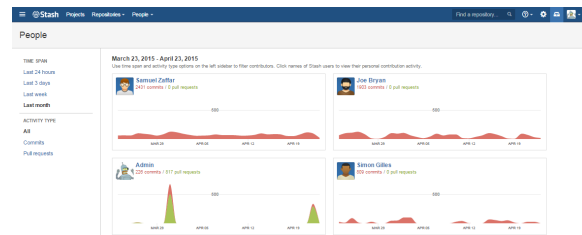
View Contributor graphs of all contributors across all Stash repositories

When you click **All users** in the People dropdown menu, the People page is opened. It displays Contributor graphs of all contributors across all Stash repositories sorted by the number of contributions (commits and /or pull requests) made within a selected time span.

Contributor graphs include:

- personal contributor graph representing individual contributions filtered according to the selected time span and activity type;
- total of commits;
- total of pull requests.

Contributor names can be text or links. If it's text, that means that the contributor is not a Stash user. For Stash users contributor names are links to the Contributions tab in their Stash user profile.



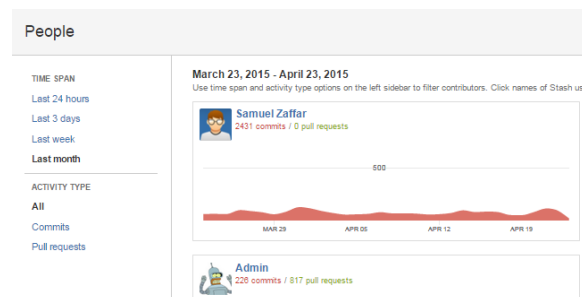
Filter contributors using time span and activity type options

On the left sidebar there are two sections with options for filtering the list of contributors: **Time Span** and **Activity Type**.

When you select one of time span and activity type options, all contributions are filtered and Contributor graphs are rendered based only on the number of contributions of the chosen activity type made during the selected time span sorted by the number of contributions.

Time span options include last 24 hours, last 3 days, last week and last month. Activity type options are all (both commits and pull requests), commits and pull requests.

By default the list of contributors is rendered based on all contributions (both commits and pull requests) made in the last month.



[Request a feature](#)

