

Managing Filters in the Page View Mode

This version of the app's documentation is outdated. Please find the information you're looking for here:

- Table filtration
- Sorting, freezing and other table viewing options
- Configuring the filtration pane

Managing Filters in Page View Mode

Table Filter for Confluence add-on allows you to manage filters in the page view mode. You can add all types of filters, remove the unnecessary filters, and regulate the order of filters on the filtration pane and set their width. You can save all the modifications, including the selected or specified filtration values in the macro body on the fly.

Starting from version **3.1.0** Table Filter add-on supports management of filters in the view page mode. In such a way, you can manage filters of all types, including the box for hiding specific columns of the table.

- This version of the app's documentation is outdated. Please find the information you're looking for here:
- Adding filters in the page view mode
- Deleting filters in the page view mode
- Saving default values for filters in the page view mode
- Regulating filter width in the page view mode
- Changing order of filters on the filtration pane
- Resetting default values
- Resetting the sorting order
- Sharing filtration results with colleagues
- Setting the Date Format

You may encounter the four situations, as follows:

You have inserted the table into the Table filter macro, added filters and saved the page.

In this case, you will see the screen similar to the one displayed. You can add new filters by clicking the cogwheel icon and then selecting **Add filter**.

Employee List

Created by Peter Jacobs, last modified a minute ago

Position = Name =

Name	Position	Office				Salary
Airi Satou	Accountant	Tokyo				\$162,700
Angelica Ramos	Chief Executive Officer (CEO)	London				\$1,200,000
Ashton Cox	Junior Technical Author	San Francisco				\$86,000
Bradley Greer	Software Engineer	London				\$132,000
Brenden Wagner	Software Engineer	San Francisco	1314	2011/06/07		\$206,850
Brielle Williamson	Integration Specialist	New York	4804	2012/12/02		\$372,000
Caesar Vance	Pre-Sales Support	New York	8330	2011/12/12		\$106,450
Cedric Kelly	Senior Javascript Developer	Edinburgh	6224	2012/03/29		\$433,060
Charde Marshall	Regional Director	San Francisco	6741	2008/10/16		\$470,600
Colleen Hurst	Javascript Developer	San Francisco	2360	2009/09/15		\$205,500

Save changes
Add filter
 Reset column sorting
 Export to PDF
 Export to CSV
 Export to Word
 Copy the filter URL

You have inserted the table into th

In this case, you will see the screen :
cogwheel icon and then selecting **Ad**

Employee List

Created by Peter Jacobs, last modified just :



Filtration is disabled as

Name	Position
Airi Satou	Accountant
Angelica Ramos	Chief Executive
Ashton Cox	Junior Technician
Bradley Greer	Software Engineer
Brenden Wagner	Software Engineer
Brielle Williamson	Integration Specialist
Caesar Vance	Pre-Sales Support
Cedric Kelly	Senior JavaScript Developer
Charde Marshall	Regional Director

You have inserted the table into the Table filter macro and enabled automatic row numbering or/and default sorting.

In this case the filtration is displayed as collapsed. You can expand it by hovering over the table header and clicking the appeared expanding pane. Then you can add filters by clicking the cogwheel icon and selecting **Add filter**.

Employee List

Created by Peter Jacobs, last modified just a moment ago

	Name	Position	Office	Extn.	Start date	Salary
1	Airi Satou	Accountant	Tokyo	5407	2008/11/28	\$162,700
2	Angelica Ramos	Chief Executive Officer (CEO)	London	5797	2009/10/09	\$1,200,000
3	Ashton Cox	Junior Technical Author	San Francisco	1562	2009/01/12	\$86,000
4	Bradley Greer	Software Engineer	London	2558	2012/10/13	\$132,000
5	Brenden Wagner	Software Engineer	San Francisco	1314	2011/06/07	\$206,850
6	Brielle Williamson	Integration Specialist	New York	4804	2012/12/02	\$372,000
7	Caesar Vance	Pre-Sales Support	New York	8330	2011/12/12	\$106,450
8	Cedric Kelly	Senior Javascript Developer	Edinburgh	6224	2012/03/29	\$433,060
9	Charde Marshall	Regional Director	San Francisco	6741	2008/10/16	\$470,600
10	Colleen Hurst	Javascript Developer	San Francisco	2360	2009/09/15	\$205,500

You have not inserted the table into the Table filter macro.

In this case, you will see the corresponding error message when editing the page or viewing it.

Employee List

Created by Peter Jacobs, last modified just a moment ago



Probably, there is no table inserted into the macro body, generating a table within it.

Name	Position
Airi Satou	Accountant
Angelica Ramos	Chief Executive Officer (CEO)
Ashton Cox	Junior Technical Author
Bradley Greer	Software Engineer
Brenden Wagner	Software Engineer
Brielle Williamson	Integration Specialist
Caesar Vance	Pre-Sales Support

Adding filters in the page view mode

1. On the filtration pane, locate the cogwheel icon and click it.
2. Select **Add filter**.
3. Select the appropriate column and filter type.
4. Click **Add filter**.
5. To save the modifications in the macro body, click the cogwheel icon and select **Save changes**.



If adding the number or date filters, additional configuration of the data format may be required.

Employee List

Created by Peter Jacobs, last modified just a moment ago

Position =

Click or start typing...

Name	Position	Office	Extn.	Start date	Salary
Airi Satou	Accountant	Tokyo	5407	28/2/2008	\$162,700
Angelica Ramos	Chief Executive Officer (CEO)	London	5797	9/2/2009	\$1,200,000
Ashton Cox	Junior Technical Author	San Francisco	1562	2/2/2009	\$86,000
Bradley Greer	Software Engineer	London	2558	13/2/2012	\$132,000
Brenden Wagner	Software Engineer	San Francisco	1314	7/2/2011	\$206,850
Brielle Williamson	Integration Specialist	New York	4804	2/2/2012	\$372,000
Caesar Vance	Pre-Sales Support	New York	8330	12/12/2011	\$106,450
Cedric Kelly	Senior Javascript Developer	Edinburgh	6224	3/29/2012	\$433,060
Charde Marshall	Regional Director	San Francisco	6741	10/16/2008	\$470,600
Colleen Hurst	Javascript Developer	San Francisco	2360	9/15/2009	\$205,500

Filter Column

Office

Filter Type

Dropdown Filter

Add filter

Cancel

Deleting filters in the page view mode

1. On the filtration pane, locate the filter you want to delete.
2. Click and drag the filter to the bottom of the page. It is highlighted red.
3. Release the left mouse button. The filter will be deleted.
4. To save the modifications in the macro body, click the cogwheel icon and select **Save changes**.

Employee List

Created by Peter Jacobs, last modified just a moment ago

Office =

Click or start typing...

Name	Position	Office	Extn.	Start date	Salary
Airi Satou	Accountant	Tokyo	5407	11/28/2008	\$162,700
Angelica Ramos	Chief Executive Officer (CEO)	London	5797	10/9/2009	\$1,200,000
Ashton Cox	Junior Technical Author	San Francisco	1562	1/12/2009	\$86,000
Bradley Greer	Software Engineer	London	2558	10/13/2012	\$132,000
Brenden Wagner	Software Engineer	San Francisco	1314	6/7/2011	\$206,850
Brielle Williamson	Integration Specialist	New York	4804	12/2/2012	\$372,000
Caesar Vance	Pre-Sales Support	New York	8330	12/12/2011	\$106,450
Cedric Kelly	Senior Javascript Developer	Edinburgh	6224	3/29/2012	\$433,060
Charde Marshall	Regional Director	San Francisco	6741	10/16/2008	\$470,600
Colleen Hurst	Javascript Developer	San Francisco	2360	9/15/2009	\$205,500

Saving default values for filters in the page view mode

1. Locate the filter you want to specify default values for.
2. Select or enter the appropriate default values for one or multiple filters.
3. To save the modifications in the macro body, click the cogwheel icon and select **Save changes**.

Regulating filter width in the page view mode

1. Locate the filter box which width you want to change.
2. Position the mouse pointer at the right border of the filter box, until the cursor changes.
3. Click and hold the left mouse button and drag the filter box border to the left or or to the right.
4. Release the left mouse button when width of the filter box is appropriate.
5. To save the modifications in the macro body, click the cowwheel icon and select **Save changes**.



You can change the box width for the following filter types:

- Dropdown filter
- Free text filter
- Global filter
- Visual filter
- Hide columns selector

Changing order of filters on the filtration pane

1. Locate the filter box which position on the filtration pane you want to change.
2. Click and drag the filter box to the appropriate position on the filtration pane.
3. Release the left mouse button when complete.
4. To save the modifications in the macro body, click the cogwheel icon and select **Save changes**.

Resetting default values

Table Filter and Charts add-on allows you to temporarily reset the defined filtration values. This may be useful when you deal with the table with multiple filters applied. Instead of clearing values for each filter, you can do this at once.

To reset filtration values:


1. Open the page with the table.
2. On the filtration pane, locate and click the **Reset all filters** icon.

Employee List

Created by Peter Jacobs, last modified just a moment ago

Office =

Save changes

Add filter 

Reset column sorting

Export to PDF

Export to CSV

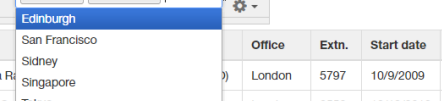
Export to Word

Copy the filter URL

Name	Position		Extn.	Start date	Salary
Angelica Ramos	Chief Executive Officer		5797	10/9/2009	\$1,200,000
Bradley Greer	Software Engineer		2558	10/13/2012	\$132,000
Brielle Williamson	Integration Specialist		4804	12/2/2012	\$372,000
Caesar Vance	Pre-Sales Support	New York	8330	12/12/2011	\$106,450
Gloria Little	Systems Administrator	New York	1721	4/10/2009	\$237,500
Haley Kennedy	Senior Marketing Designer	London	3597	12/18/2012	\$313,500
Jena Gaines	Area Manager	London	3814	12/19/2008	\$90,560
Jenette Caldwell	Development Lead	New York	1937	9/3/2011	\$345,000

Employee List

Created by Peter Jacobs, last modified just a moment ago



Name	Title	City	Office	Extn.	Start date	Salary
		London				
		New York				
Angelica R		Sidney	London	5797	10/9/2009	\$1,200,000
Bradley Gr		Singapore	London	2558	10/13/2012	\$132,000
Brielle Williamson	Integration Specialist		New York	4804	12/2/2012	\$372,000
Caesar Vance	Pre-Sales Support		New York	8330	12/12/2011	\$106,450
Gloria Little	Systems Administrator		New York	1721	4/10/2009	\$237,500
Haley Kennedy	Senior Marketing Designer		London	3597	12/18/2012	\$133,500
Jena Gaines	Office Manager		London	3814	12/19/2008	\$90,560
Jenette Caldwell	Development Lead		New York	1937	9/3/2011	\$345,000

Employee List

Created by Peter Jacobs, last modified just a moment ago

Name	Position	Office	Extn.	Start date	Salary
Airi Satou	Accountant	Tokyo	5407	11/28/2008	\$162,700
Angelica Ramos	Chief Executive Officer (CEO)	London	5797	10/9/2009	\$1,200,000
Ashton Cox	Junior Technical Author	San Francisco	1562	1/12/2009	\$86,000
Bradley Greer	Software Engineer	London	2558	10/13/2012	\$132,000
Brenden Wagner	Software Engineer	San Francisco	1314	6/7/2011	\$206,850
Brielle Williamson	Integration Specialist	New York	4804	12/2/2012	\$372,000
Caesar Vance	Pre-Sales Support	New York	8330	12/12/2011	\$106,450
Cedric Kelly	Senior JavaScript Developer	Edinburgh	6224	3/29/2012	\$433,060
Charde Marshall	Regional Director	San Francisco	6741	10/16/2008	\$470,600

The screenshot shows the Xconfluence web application. At the top is a dark blue navigation bar with the Xconfluence logo, user profile icons, and various utility icons like search, settings, and help. Below the navigation bar is a breadcrumb trail: "Pages / Money Transfers Home". The main heading is "Employee List". A message indicates the page was created by Peter Jacobs and last modified recently. There are two filter sections: one for "Office" with dropdown menus for London, New York, and Singapore; another for "Position" with a dropdown menu for DevMan/Off. Below these filters is a table with employee data.

Name	Position	Office	Extn.	Start date	Salary
Angelica Ramos	Chief Executive Officer (CEO)	London	5797	10/9/2009	\$1,200,000
Jena Gaines	Office Manager	London	3814	12/19/2008	\$90,560
Jenette Caldwell	Development Lead	New York	1937	9/3/2011	\$345,000
Paul Byrd	Chief Financial Officer (CFO)	New York	3059	6/9/2010	\$725,000
Suki Burks	Developer	London	6832	10/22/2009	\$114,500
Yuri Berry	Chief Marketing Officer (CMO)	New York	6154	6/25/2009	\$675,000

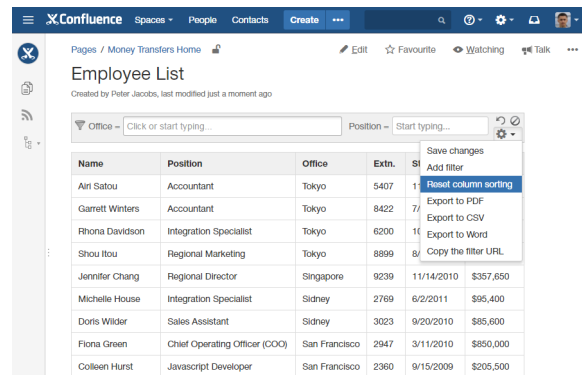
All values in the filters are reset. The default filtration values will be restored upon the page reload.

Resetting the sorting order

Table Filter and Charts add-on allows you to reset the applied sorting order.

To reset the default sorting order for columns:

1. Open the page with the table.
2. On the filtration pane, locate and click the cogwheel icon.
3. Select **Reset column sorting**.



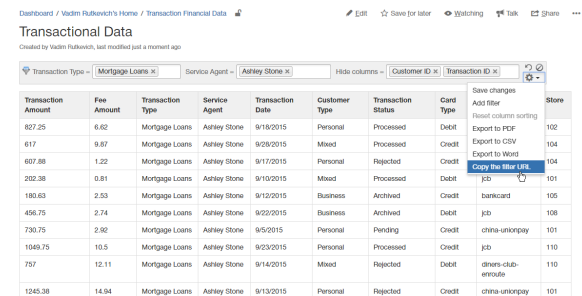
Name	Position	Office	Extn.	Start Date
Airi Satou	Accountant	Tokyo	5407	11/14/2010
Garrett Winters	Accountant	Tokyo	8422	7/1/2010
Rhona Davidson	Integration Specialist	Tokyo	6200	11/14/2010
Shou Itou	Regional Marketing	Tokyo	8999	8/1/2010
Jennifer Chang	Regional Director	Singapore	9239	11/14/2010
Michelle House	Integration Specialist	Sidney	2769	6/2/2011
Doris Wilder	Sales Assistant	Sidney	3023	9/20/2010
Fiona Green	Chief Operating Officer (COO)	San Francisco	2947	3/11/2010
Colleen Hurst	Javascript Developer	San Francisco	2360	9/15/2009

Sharing filtration results with colleagues

Table Filter and Charts add-on allows you to share the filtered results with your colleagues. The sharing link contains all the necessary filtration parameters and the sorting order that can temporarily override the currently set filtration parameters and sorting. The saved filtration parameters are not affected anyhow by this method until you rewrite them by saving changes.

To share the filtration results:

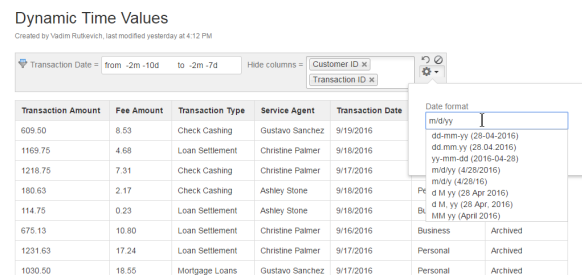
1. Open the page with the table.
2. On the filtration pane, locate and click the cogwheel icon.
3. Select **Copy the filter URL**.
4. Share the link with colleagues.



Transaction Amount	Fee Amount	Transaction Type	Service Agent	Transaction Date	Customer Type	Transaction Status	Card Type	Store
627.25	6.62	Mortgage Loans	Ashley Stone	9/19/2015	Personal	Processed	Debit	102
617	9.87	Mortgage Loans	Ashley Stone	9/29/2015	Mixed	Processed	Credit	104
607.88	1.22	Mortgage Loans	Ashley Stone	9/17/2015	Personal	Rejected	Credit	104
202.38	0.81	Mortgage Loans	Ashley Stone	9/19/2015	Mixed	Processed	Debit	101
180.63	2.53	Mortgage Loans	Ashley Stone	9/12/2015	Business	Archived	Credit	105
456.75	2.74	Mortgage Loans	Ashley Stone	9/23/2015	Business	Archived	Debit	108
730.75	2.82	Mortgage Loans	Ashley Stone	9/5/2015	Personal	Pending	Credit	101
1046.75	10.5	Mortgage Loans	Ashley Stone	9/23/2015	Personal	Processed	Credit	110
757	12.11	Mortgage Loans	Ashley Stone	9/14/2015	Mixed	Rejected	Debit	110
1245.38	14.94	Mortgage Loans	Ashley Stone	9/13/2015	Personal	Rejected	Credit	101

Setting the Date Format

1. Open the page with the table.
2. On the filtration pane, locate and click the cogwheel icon.
3. Select **Modify settings**.
4. Select the appropriate date format from the pre-defined patterns or specify your custom format.



Transaction Amount	Fee Amount	Transaction Type	Service Agent	Transaction Date
609.50	8.53	Check Cashing	Gustavo Sanchez	9/19/2016
1169.75	4.68	Loan Settlement	Christine Palmer	9/18/2016
1218.75	7.31	Check Cashing	Christine Palmer	9/17/2016
180.63	2.17	Check Cashing	Ashley Stone	9/18/2016
114.75	0.23	Loan Settlement	Ashley Stone	9/18/2016
675.13	10.80	Loan Settlement	Christine Palmer	9/16/2016
1231.63	17.24	Loan Settlement	Christine Palmer	9/17/2016
1030.50	18.55	Mortgage Loans	Gustavo Sanchez	9/17/2016