


Intro to Quiz Management

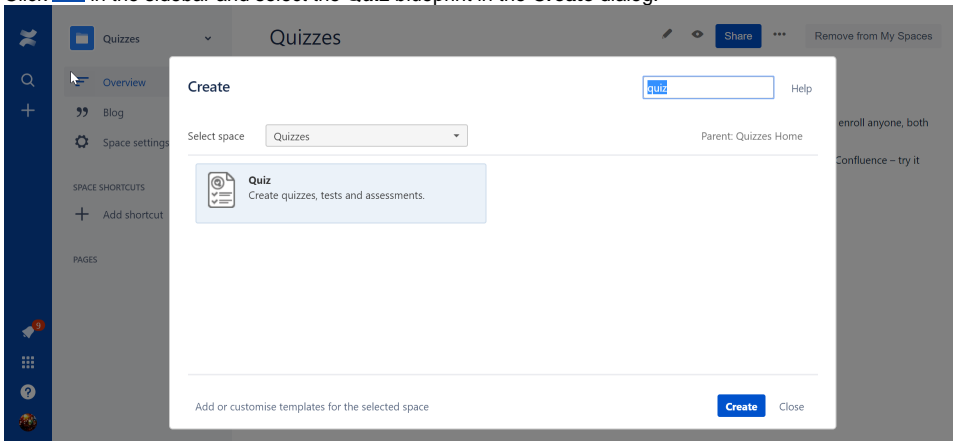
Courses and Quizzes - LMS for Confluence Cloud allows you to create **quizzes, assessments and tests** in Confluence and enroll anyone by email.

You can use quizzes to:


- Assess knowledge, competences and skills of your job applicants and new hires
- Create tests for employee training, compliance, certification
- Build tests on your products for customers and partners

Create a new quiz

1. Click  in the sidebar and select the **Quiz** blueprint in the **Create** dialog.



2. Type **Quiz name** in Page Title.



3. **Publish** the page. You'll see an empty quiz page. The next step is to create questions or [add existing questions from other quizzes](#).



Quiz and question pages are created with **viewing restrictions**. By default, they can be viewed only by their creators. Later on the author can modify viewing restrictions and add grant viewing permissions to some other users or user groups, e.g. to collaborate on a quiz or have it reviewed by someone else.



Don't remove **Quizzes for Confluence Cloud** user from quiz page permissions. This is the app user that is needed for quizzes to work.

Below is a sample administration page of a launched quiz:

Quizzes

Maths Quiz

Created by Katerina Kolina [StiltSoft]

About 3 hours ago

Create question

Enroll participants

Request a feature

Questions

Settings

Results

View the list of questions included in the quiz and find out what questions are the most difficult.

Question	Success Rate	Average Time Spent	Actions
16+9=	50.0% (1/2)	5 seconds	Edit · Remove
17-2=	100.0% (2/2)	3 seconds	Edit · Remove
10*3=	100.0% (1/1)	1 second	Edit · Remove
7*7=	100.0% (1/1)	3 seconds	Edit · Remove

Like

Be the first to like this

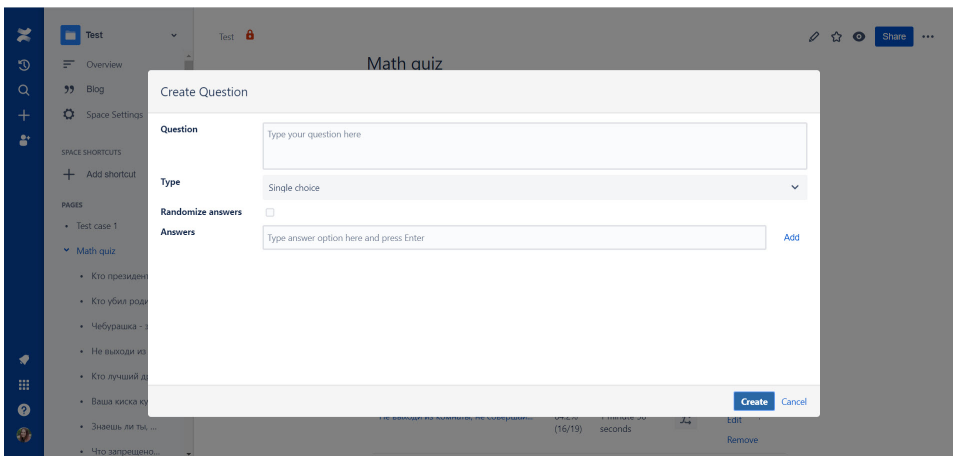
quiz

Create questions

Each question is created as a separate Confluence page. Questions are created one at a time.


To create a new question:

1. On a quiz page, click the **Create question** button.
2. Type a question, select [question type](#), add answer options and select the correct answer.



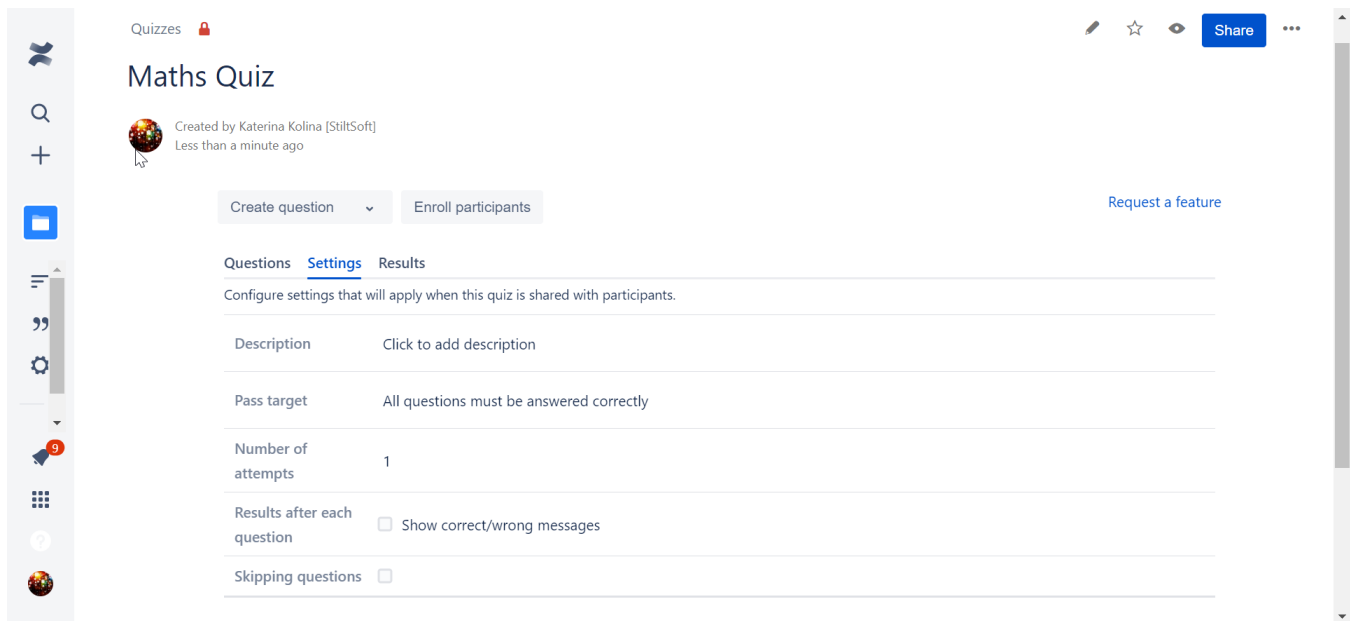
If the **randomize answers** option is unchecked, answers will be shown in the order they were created. If it is checked, answers will be displayed in a random order.



 Need to add an image, video or format your text in a question or answer options? [Learn how](#)

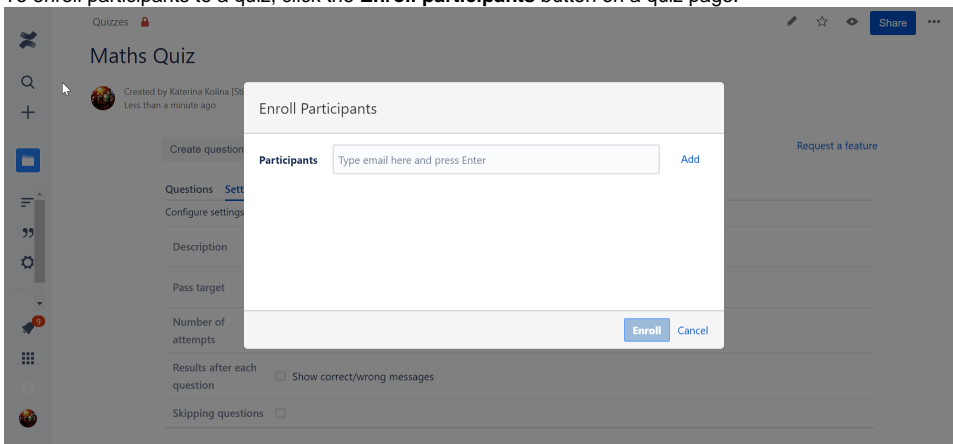
- 3. Click Create.**

The questions included in a quiz are displayed in the **Questions** tab.



Enroll participants

1. To enroll participants to a quiz, click the **Enroll participants** button on a quiz page.



2. **Type emails** of people you want to enroll to your quiz. They can be email addresses of people with an account in Confluence, as well as those who do not have an account in your Confluence instance. This means you can enroll anyone.
3. When all set, click the **Enroll** button.
4. Participants will get an **email with a quiz link**. Each quiz link is unique, different people get different links.

You cannot enroll the same participant twice.



If you want to let **anonymous participants** take a quiz, you need to [enable anonymous access to your Confluence site](#).

Take a quiz as a participant

To try a quiz as a participant, you need to enroll yourself using **Enroll participants** button – the same way you enroll participants.

View quiz results

Participants

Participants can see their results after taking a quiz in a browser tab. Results are also displayed when you follow a quiz link after completing the quiz.

Quiz administrators

All people who received a quiz link are listed in the **Results** tab on a quiz administration page. When someone starts a quiz, the status changes to *Started* and then to *Completed* when a quiz is done with *Passed* or *Failed* result, score and time spent.

Create question ▾

Enroll participants

Request a feature

Questions Settings **Results**

Track the progress of participants and results.

Participant	Attempts	Status	Result	Score	Date Started	Date Completed	Time Spent	Actions
polly.kjamison@example.com	1	COMPLETED	PASSED	100.0% (4/4)	3/3/2019, 5:25:33 PM	3/3/2019, 5:25:55 PM	21 seconds	Remove
m.queens@example.com	1	NOT STARTED						Remove
kkolina@example.com	1	STARTED			3/3/2019, 5:27:13 PM			Remove

Related content

- [Intro to Quiz Settings](#)
- [Images, video and rich text in questions](#)
- [Attempts](#)