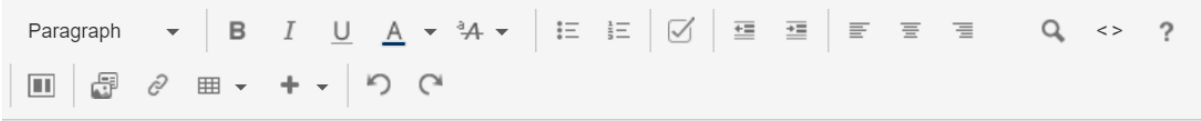


# InPlace Editor 3.0.0

## New in This Release

### Added a capability to edit content placed within Confluence layouts.

You no longer need to open the entire page in your editor, like this:



[Demonstration Space](#) / [Pages](#) / [Welcome to Confluence](#) / [InPlace Editor with Confluence Layout](#)  

## InPlace Editor with Confluence Layout

Section 1

We love Confluence layout!

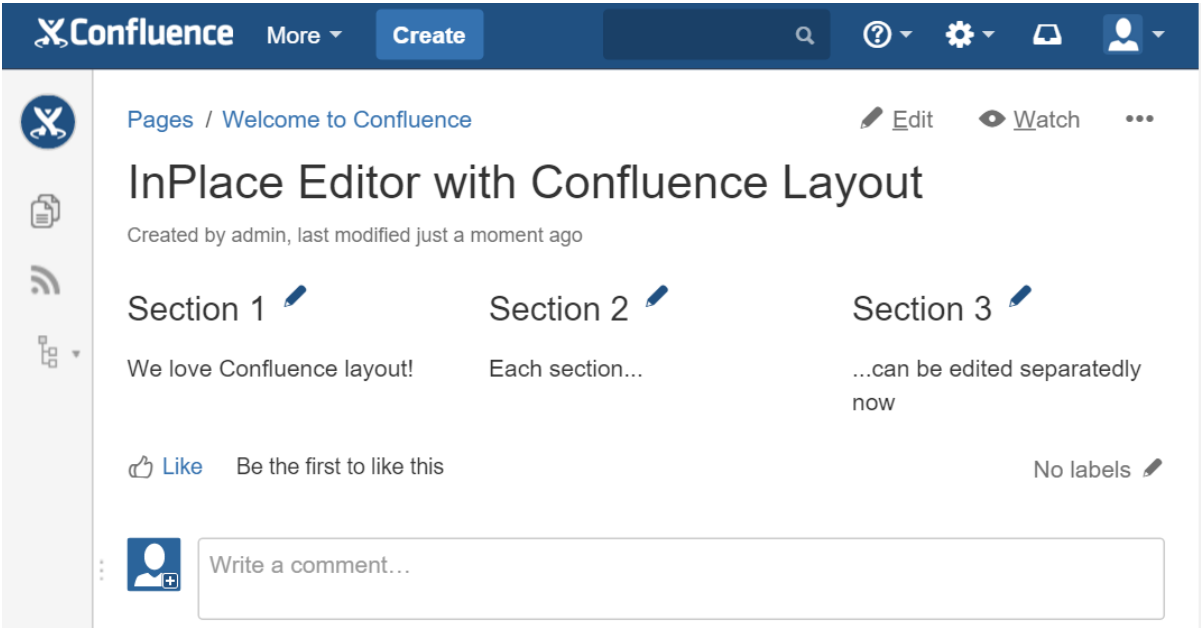
Section 2

Each section...

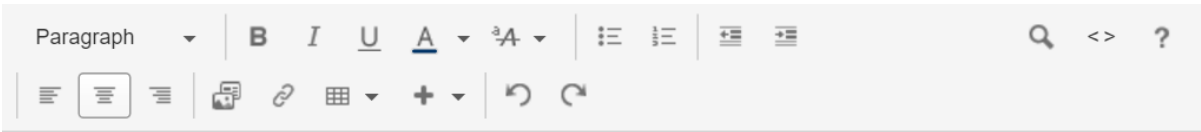
Section 3

...can be edited separately now

Now you can edit exactly the layout section you really need. Just select the appropriate section and click its heading:



And that's done. Directly edit its content and save the section as usual:

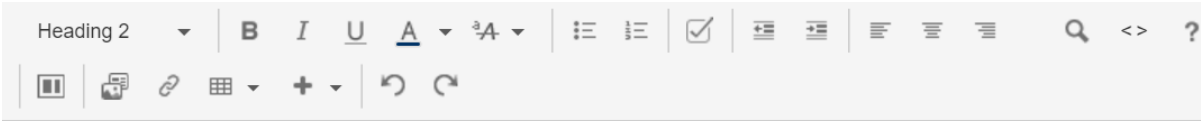


Section 3

...can be edited separately now

### Added a capability to edit content stored within macros.

Now you needn't worry anymore about content placed within macros throughout the page. You can directly edit the contents of macros without opening the entire page in the editor, like this:



Info

Lots of text

wrapped by macros

Not a problem now

you can use headers everywhere

Numbered Headings

1. You

1.1. Can

1.1.1. Use

1.1.1.1. Numbered

1.1.1.1.1. Headings

1.1.1.1.1.1. And you can edit only one part of them

Select the part you need...

Confluence

More

Create

?

⚙

Pages / Welcome to Confluence

Edit

Watch

# Headers in macros

Created by admin a minute ago

📘

Lots of text

wrapped by macros

✎

Not a problem now

you can use headers everywhere

1. You

1.1. Can

1.1.1. Use

1.1.1.1. Numbered

1.1.1.1.1. Headings

1.1.1.1.1.1. And you can edit only one part of them

👍 Like

Be the first to like this

No labels

Write a comment...

... and edit it with InPlace editor at once:

Paragraph

**B**

*I*

U

A

~~A~~

☰

☷

☰

☷

☰

☷

☰

☷

🔍

<>

?

Use